



Redefining Patient Handling



Joerns Healthcare, manufacturer of Hoyer® products, is committed to providing a complete line of top quality equipment to the healthcare industry. The name Hoyer is synonymous with lifts. Ted Hoyer, an innovative quadriplegic, invented the first power lift over 55 years ago. Frustrated by his lack of independence and mobility, Ted was inspired to draft plans for an invention to remedy the situation. With help from his cousin, Victor Hildemann – Hoyer developed the first powered patient lift. Though primitive by today's standards, the mechanism is still considered to be the forerunner of all modern lifts.

Today, Hoyer is the brand of Joerns Healthcare, a company equally rich in its tradition of producing new, innovative products.

The Hoyer series stresses the ergonomic factors of the human body. The design of all our Hoyer lifts focuses on intelligent positioning of key interaction points. By being attentive to the design of the human body and the positioning of key interaction points, such as the handles and battery pack, our Hoyer lifts offer a broader comfort and safety range to your caregiver.

Injury prevention is also a driving force behind the Hoyer design. Features such as the swan neck leg design and the scalloped base allow the caregiver to get closer to the lifting load which helps reduce back strain as well as resident falls. All of our lifts are manufactured from lightweight aluminum, which offers an outstanding lifting capacity with ultimate stability.

The combined elements of ergonomic consideration, injury prevention and human factors all help our Hoyer lifts to meet the needs of the environment, caregiver and resident. Available with a variety of comfortable Hoyer slings, you are bound to find exactly what you are looking for in lifts with our Hoyer series.

The Stature® patient lift, Hoyer®'s flagship product, recognizes the true needs of the modern care environment. With a safe working load of 500 lbs and one of the largest lifting ranges available (min 26.6" max 77.7"), the Stature is able to cope with even the most demanding and technical of resident handling situations.

The Stature can lift residents from the floor as well as accommodate transfers to higher surfaces, while allowing the choice of different sling systems. Careful attention to product design ensures correct ergonomic usage, protecting both the resident and caregiver from injury at all times.



Smart Monitor

The unique Smart Monitor control box is programmable and will accurately record and display vital lift utilization and service data. An easy to read LCD display provides the valuable information at the touch of a button.



Power Positioning Cradle

Powered positioning enhances caregiver safety while maintaining resident comfort. Compact, removable design promotes ease of service, without removing entire lift from service.



Integrated Hand Control

Allows caregiver to remain close to the resident during the repositioning process.



Scale

Integrated design allows caregiver to adjust position of display for easier viewing. Simple, intuitive controls provide resident's weight in pounds or kilograms.

SPECIFICATION	IMPERIAL	METRIC
Safe Working Load	500 lbs	227 kg
Maximum Overall Length	54.7"	1390 mm
Minimum Overall Length	50.8"	1290 mm
Maximum Overall Height	83.8"	2130 mm
Minimum Overall Height	76.6"	1945 mm
Maximum Height to Attachment Point (4 pt)	61.0"	1550 mm
Minimum Height to Attachment Point (4 pt)	15.4"	390 mm
Maximum Height to Attachment Point (6 pt)	77.1"	1975 mm
Minimum Height to Attachment Point (6 pt)	26.6"	675 mm
Turning Radius	61.0"	1550 mm
Legs Open - External Width	53.5"	1360 mm
Legs Open - Internal Width	48.4"	1230 mm
Legs Closed - External Width	29.9"	760 mm
Legs Closed - Internal Width	25.1"	640 mm
Overall Height of Legs	4.3"	110 mm
Ground Clearance	1.2"	30 mm
Front Twin Casters	4.0"	100 mm
Rear Braked Casters	4.0"	100 mm

WEIGHTS	IMPERIAL	METRIC
Mast, Base & Boom Assembly	142 lbs	64.5 kg
4 Point Positioning Cradle	13.2 lbs	6.0 kg
Power Pack	6.6 lbs	3.0 kg
Total	162 lbs	73.5 kg

ELECTRIC SHOCK PROTECTION

Charger – Class II
Lift – Internal power source

DEGREE OF SHOCK PROTECTION

Charger – Type B
Lift – Type B
Intended operating environment: >+5°C <+40°C
Outside this environment functionality and safety may be compromised

ELECTRICAL SPECIFICATIONS

Battery – 24vDC rechargeable sealed lead acid type
Battery capacity – 3.2A Ampere hours
Charger rated input – 100-240V AC 24 VDC 50/60Hz
Charger rated output – 29.5 VDC, Max. 19 W

The Hoyer® Presence® lift has been engineered and designed to handle almost any resident-handling task. Along with the Stature lift, the Presence can lift residents from the floor as well accommodate transfers to higher surfaces. The 500 lbs safe working load and greater spatial area make this lift a perfect fit for larger residents. The Presence comes standard with a powered base and is available with a scale option.



Smart Monitor

The unique Smart Monitor control box is programmable and will accurately record and display vital lift utilization and service data. An easy to read LCD display provides the valuable information at the touch of a button.



Interchangeable Cradle Bars

Part of the restriction of using certain lifts are the slings that you can use on the product. The Presence however, gives you a choice of sling systems.



Low Leg Option

The Low Leg Option Kit for the Hoyer Presence lift is designed to fit under beds, stretchers, and other furnishings with low clearance. Total leg height is 2.4". Part #: 39001310



Foot Pad

Ergonomic foot pad to assist with initiating movement.

SPECIFICATION	IMPERIAL	METRIC
Safe Working Load	500 lbs	227 kgs
Maximum Overall Length	57.5"	1460 mm
Minimum Overall Length	55.1"	1400 mm
Maximum Overall Height	81.3"	2065 mm
Minimum Overall Height	57.5"	1460 mm
Spreader Bar Maximum Height	75.2"	1910 mm
Spreader Bar Minimum Height	16.9"	430 mm
Height at Maximum Reach	51.5"	1310 mm
Reach at Maximum Height	25.6"	650 mm
Reach at Minimum Height	15.7"	400 mm
Maximum Reach	36.6"	930 mm
Turning Radius	64.2"	1630 mm
Legs Open - Internal Width	40.1"	1020 mm
Legs Closed - External Width	26.4"	670 mm
Front Twin Casters	4.0"	100 mm
Rear Braked Casters	4.0"	100 mm
Overall Height of Legs	4.7"	120 mm
With Low Leg Option	2.4"	60 mm
Ground Clearance	1.4"	35 mm

* Reach = center of spreader bar to the front of the mast

4 POINT POSITION CRADLE (measurement to top of location pins)

Cradle Max. Height	61.0"	1550 mm
Cradle Min. Height (usable)	15.4"	390 mm

WEIGHT	IMPERIAL	METRIC
Total	88.0 lbs	40 kgs

ELECTRIC SHOCK PROTECTION

Charger – Class II
Lift – Internal power source

DEGREE OF SHOCK PROTECTION

Charger – Type B
Lift – Type B
Intended operating environment: >+5°C <+40°C
Outside this environment functionality and safety may be compromised

ELECTRICAL SPECIFICATIONS

Battery – 24vDC rechargeable sealed lead acid type
3.2A hours
Charger rated input – 100-240V AC 24 VDC 50/60Hz
Charger rated output – 29.5 VDC, Max. 19 W

The Hoyer® Advance® is compact, yet able to perform an outstanding range of transfers. Whether from the floor or onto a healthcare bed, the Advance copes with ease.

The Advance's unique tapered leg design allows the lift to get even closer to the widest of obstacles. This is especially useful when encountering large chairs, bulky commodes, and wheelchairs. The tapered design also ensures that the resident feels safe and secure during the transfer.



Exceptionally Versatile

No-tools folding design allows for compact storage. In the folded position, the Advance® will stand in a stable position.



Design

The triangular fold design ensures two very important functions.

- (1) The lift stands unaided when being stored or transported.
- (2) The lift can be safely left with the knowledge that it will not become unstable while not in use.



Oversized Handle

The oversized handle provides a large surface area, from which the caregiver can maneuver the lift before use.



Footpad

The push footpad has been designed to reduce the force needed to initiate movement when maneuvering the stationary lift in a forward direction

SPECIFICATION	IMPERIAL	METRIC
Safe Working Load	341 lbs	155 kg
Maximum Overall Length	51.2"	1300 mm
Minimum Overall Length	49.2"	1250 mm
Maximum Overall Height	73.2"	1860 mm
Minimum Overall Height	53.5"	1360 mm

FOLDED DIMENSIONS	IMPERIAL	METRIC
Height	17.7"	450 mm
Depth	46.5"	1180 mm
Width	21.7"	550 mm
Spreader Bar Max. Height	66.5"	1690 mm
Spreader Bar Min. Height (usable)	15.4"	390 mm
Height at Maximum Reach	46.1"	1170 mm
Reach at Maximum Height	25.6"	650 mm
Reach at Minimum Height	13.8"	350 mm
Maximum Reach*	32.9"	835 mm
Turning Radius	55.9"	1420 mm
Legs Open - Internal Width	39.4"	1000 mm
Legs Closed - External Width	26.4"	670 mm
Overall Height of Legs	4.5"	115 mm
Ground Clearance	1.2"	30 mm
Front Twin Casters	3.0"	75 mm
Rear Braked Casters	4.0"	100 mm

* Reach = center of spreader bar to the front of the mast

WEIGHTS	IMPERIAL	METRIC
Total	69.7 lbs	31.7 kg

ELECTRIC SHOCK PROTECTION

Charger – Class II
Lift – Internal power source

DEGREE OF SHOCK PROTECTION

Charger – Type B
Lift – Type B
Intended operating environment: >+5°C <+40°C
Outside this environment functionality and safety may be compromised

ELECTRICAL SPECIFICATIONS

Battery – 24vDC rechargeable sealed lead acid type
Battery capacity – 3.2A Ampere hours
Charger rated input – 100-240V AC 24 VDC 50/60Hz
Charger rated output – 29.5 VDC, Max. 19 W

The Hoyer® Calibre® is a uniquely designed electronically operated patient lift for the safe lifting of heavier patients. It is both sturdy and robust with a safe working load rating of 850 lbs. The Calibre has been designed to be configured with a weigh scale included. The weigh scale is seamlessly integrated with a digital display on both sides and user-friendly controls.



Smart Monitor

The unique Smart Monitor control box is programmable and will accurately record and display vital lift utilization and service data. An easy to read LCD display provides the valuable information at the touch of a button.



6-Point Cradle

The large, open cradle results in less discomfort to the patient caused by pinching and squeezing.



Powered Base

The powered base allows the legs to be opened and closed to enable access around armchairs, wheelchairs and similar obstacles without bending or twisting.



Standard Scale

The scale allows the caregiver to adjust the position of the display for easier viewing. Simple, intuitive controls provide the resident's weight in pounds or kilograms.

SPECIFICATION

	IMPERIAL	METRIC
Safe Working Load	850 lbs	386kg
Maximum Overall Length	64"	1626mm
Reach at Maximum Height	28"	711mm
Reach at Minimum Height	26"	660mm
Maximum Reach*	37"	940mm
Legs Open - External Width	55.25"	1403mm
Legs Open - Internal Width	49"	1245mm
Legs Closed - External Width	33.25"	845mm
Legs Closed - Internal Width	26.75"	679mm
Overall Height of Legs	4.75"	120mm
Ground Clearance	1.2"	30mm
Front Twin Casters	4"	102mm
Rear Braked Casters	4"	102mm

*Reach = Center of spreader bar to the front of the mast

WEIGHTS

	IMPERIAL	METRIC
Mast, Base, Boom Assembly, Cradle	240 lbs.	109kg
Power Pack	6.6 lbs.	3kg
Total	246.6 lbs.	112kg
6-Point Spreader Bar	20 lbs	9kg

All measurements are within a +5/-5% tolerance.

6-POINT SPREADER BAR (MEASUREMENT TO TOP OF LOCATION PINS)

Cradle Maximum Height	77"	1956mm
Cradle Minimum Height	30"	762mm

ELECTRIC SHOCK PROTECTION

Charger – Class II
Lift – Internal power source

DEGREE OF SHOCK PROTECTION

Charger – Type B
Lift – Type B
Intended operating environment: >+5°C <+40°C
Outside this environment, functionality and safety may be compromised

ELECTRICAL SPECIFICATIONS

Batteries – 2x12 volt Rechargeable sealed lead acid type
Battery Capacity – 3.2 Ampere Hours
Charger Rated Input – 100/240VAC 50/60Hz
Charger Rated Output – 27.4/29 VDC@0.8A

The Elevate® is an active lift designed to improve the lifting experience for both the caregiver and the patient. It is both compact and sturdy with a safe working load rating of 440 lbs. The Elevate has been designed to be configured either with or without a weigh scale. The weigh scale is seamlessly integrated with a digital display and user friendly controls.



Smart Monitor

The unique Smart Monitor control box is programmable and will accurately record and display vital lift utilization and service data. An easy to read LCD display provides the valuable information at the touch of a button.



Kneepad

The one hand adjustable kneepad can be adjusted to an infinite number of settings within the operating range while the patient is positioned in the sling.



Foot Tray

The foot tray is angled and utilizes a removable polymer cover that can be easily removed for cleaning. Additionally, the removable foot tray allows caregivers to provide patients with gait training while using the lift.



Scale

The scale was designed with intuitive controls that require very little product training for caregivers. The optional weigh scale can accurately weigh a patient up to 440 lbs.

SPECIFICATION	IMPERIAL	METRIC
Safe Working Load	440 lbs	200 kgs
Maximum Overall Length	43.3"	1100 mm
Minimum Overall Length	41.0"	1040 mm
Maximum Overall Height	65.5"	1665 mm
Minimum Overall Height	48.4"	1230 mm
Maximum Height to Attachment Point	64.7"	1644 mm
Minimum Height to Attachment Point	39.2"	995 mm
Turning Radius	48.2"	1225 mm
Legs Open - External Width	39.1"	995 mm
Legs Open - Internal Width	34.3"	870 mm
Legs Closed - External Width	24.8"	630 mm
Legs Closed - Internal Width	20.0"	510 mm
Widest Point (between support handles)	29.0"	738 mm
Overall Height of Legs	4.7"	120 mm
Ground Clearance	1.4"	35 mm
Front Twin Casters	4.0"	100 mm
Rear Braked Casters	4.0"	100 mm

WEIGHTS	IMPERIAL	METRIC
Mast, Base & Boom Assembly	127.3 lbs	59 kg
Power Pack	6.6 lbs	3.0 kg
Total	136.4 lbs	62 kg
Base Assembly (not incl. battery)	40.7 lbs	18.5 kg
Mast & Boom (not incl. battery)	66 lbs	30 kg
Foot Tray	23.1 lbs	10.5 kg

ELECTRIC SHOCK PROTECTION

Charger – Class II
Lift – Internal power source

DEGREE OF SHOCK PROTECTION

Charger – Type B
Lift – Type B
Intended operating environment: >+5°C <+40°C
Outside this environment functionality and safety may be compromised

ELECTRICAL SPECIFICATIONS

Battery – 24vDC rechargeable sealed lead acid type
Battery capacity – 3.2A Ampere hours
Charger rated input – 100-240V AC 24 VDC 50/60Hz
Charger rated output – 29.5 VDC, Max. 19 W

Our new Journey® lift is an ultra compact, portable folding standaid with best-in-class functionality. It is compact and lightweight allowing caregivers to maneuver in tight spaces while folding for easy storage or transportation. The first on the market adjustable cow-horn mechanism supports a range of patient heights and sizes, allowing your facility to have one lift that meets the needs of many. Our careful attention to product design with the Journey ensures that both the caregiver's and the resident's needs have been met.



Smart Monitor



The unique Smart Monitor control box is programmable and will accurately record and display vital lift utilization and service data. An easy to read LCD display provides the valuable information at the touch of a button.

Unique Folding Design



The Journey's unique folding design stands unaided for easy storage. The compact design also provides an ideal size for transporting. It is the only standaid on the market that folds.

Adjustable Cow-Horn



The unique adjustable cow-horn mechanism supports a range of resident heights and sizes. It is also ideal for transfers from low chairs.

Adjustable Kneepad



The sculped knee pad is easily adjusted for ultimate patient comfort. Adjustable with one hand.

SPECIFICATION

	IMPERIAL	METRIC
Safe Working Load	341 lbs	155 kgs
Maximum Overall Length	39.4"	1000 mm
Minimum Overall Length	36.8"	935 mm
Maximum Overall Height	63.0"	1600 mm
Minimum Overall Height	44.5"	1130 mm
Maximum Height to Attachment Point	60.2"	1530 mm
Minimum Height to Attachment Point	28.4"	720 mm
Turning Radius	45.1"	1145 mm
Legs Open - External Width	38.2"	970 mm
Legs Open - Internal Width	34.5"	875 mm
Legs Closed - External Width	27.0"	685 mm
Legs Closed - Internal Width	22.2"	590 mm
Widest Point (between support handles)	18.8"	475 mm
Overall Height of Legs	4.3"	110 mm
Ground Clearance	1.2"	30 mm
Front Twin Casters	3.0"	75 mm
Rear Braked Casters	4.0"	100 mm

WEIGHTS

	IMPERIAL	METRIC
Mast, Base & Boom Assembly	82.4 lbs	37.4 kg
Power Pack	6.2 lbs	2.8 kg
Total	88.6 lbs	40.2 kg
Base Assembly (not incl. battery)	30.2 lbs	13.7 kg
Mast & Boom (not incl. battery)	42.3 lbs	19.2 kg
Foot Tray	9.9 lbs	4.5 kg

ELECTRIC SHOCK PROTECTION

Charger – Class II
Lift – Internal power source

DEGREE OF SHOCK PROTECTION

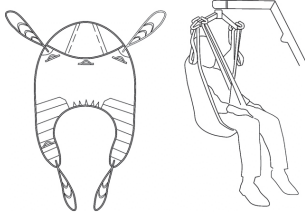
Charger – Type B
Lift – Type B
Intended operating environment: >+5°C <+40°C
Outside this environment functionality and safety may be compromised

ELECTRICAL SPECIFICATIONS

Battery – 24vDC rechargeable sealed lead acid type
Battery capacity – 3.2A Ampere hours
Charger rated input – 100-240V AC 24 VDC 50/60Hz
Charger rated output – 29.5 VDC, Max. 19 W

Slings

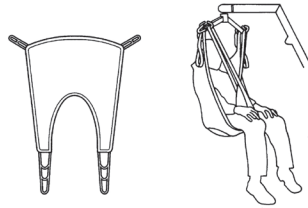
Hoyer Full Back 6-Point Cradle



An easy-fit, contoured sling fitting 85-90% of residents.

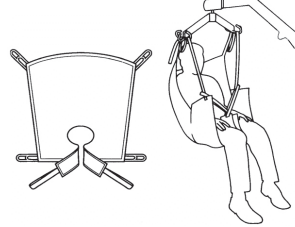
It incorporates integrated head support and padded leg pieces. It is available in all sizes from XS to XL.

Hoyer Quick Fit Universal Sling 6-Point Cradle



An easy-to-fit, general-purpose sling designed to suit approximately 85% of residents. Simple to use and is available in all sizes from XS to XL.

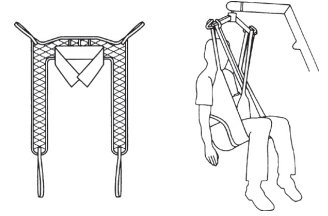
Hoyer Quick Fit Deluxe Sling 6-Point Cradle



An enhancement of our Quick Fit design, providing more comfort and more support. Suitable for 95% of residents.

It can be used for some amputees following assessment, and is available in all sizes from XS to XL.

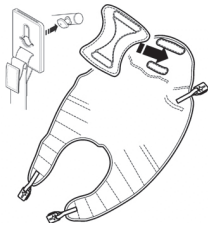
Hoyer Access Toileting Sling 6-Point Cradle



Designed specifically to facilitate the toileting procedure, fitting 25% of dependent residents who have trunk strength. It is an easy-to-fit sling, padded for additional comfort, allowing access to/removal of clothing.

Residents must be in a sitting position to use this sling.

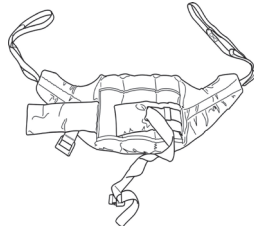
Hoyer Comfort Sling 4-Point Cradle



A more specialized sling that allows correct positioning to be made via the 4-point cradle and uses the Securi3 sling connection system to ensure no inadvertent detachment of the sling from the cradle.

It incorporates a removable comfort pad for head support and snuggles the resident. It is available in all sizes from XS to XL.

Hoyer Deluxe Standing Sling Stand-aid

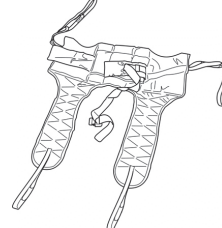


A standing sling that is suitable for those residents who have a greater degree of weight bearing ability.

It allows excellent access for toileting and is easy to fit, providing quick and effective transfers.

It is available in S, M, and L with the adjustable waist strap; the non-slip back pad ensures the sling does not ride up during the transfer.

Hoyer Transport Sling Stand-aid

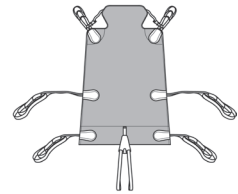


A transport sling that is suitable for those residents with some degree of weight bearing ability.

It is easy to fit, allowing quick and effective transfers.


It is available in S, M, and L with the adjustable waist strap.

Hoyer Bariatric Hammock Sling Bariatric Cradle



The Bariatric Hammock Sling with integrated head support is ideal for the safe transfer of bariatric patients. Made from a triple skinned, breathable material, it is particularly suited for those who may have to remain in the sling for extended periods.

Mesh Bath Sling & Padded Sling Options



Made from polyester, HOYER slings are durable, soft and comfortable. Color-coded trim for easy size identification.



Superior Ergonomic Design for Toileting, Bathing and, Point-to-Point Transfers

Hoyer® Lifts enter a new dimension when it comes to usability. Careful attention to product design ensures correct ergonomic usage, protecting both the resident and the caregiver from injury at all times.

5 Key Principles of Moving & Handling

1. Get close to the load
2. Use a wide stable base
3. Ensure a comfortable firm grasp
4. Keep spine close to neutral
5. Make sure movement is smooth

Our Hoyer Lifts were designed with the five key principles of moving and handling in mind. This direct correlation ensures Hoyer's lift designs are simple, safe and above all comfortable to use.

This view is shared by our consultant teams, who have assisted us in conducting detailed usability surveys to ensure that all Hoyer lifts meet the true needs of the resident, the caregiver and the environment in which they operate.

Joerns Safe Patient Handling Solution

Joerns Healthcare will work with your facility to design and implement a Safe Patient Handling program to help optimize and improve the environment of care, and to provide benefits for staff, residents and facility management.

The Prevent® Solution was developed by Joerns Healthcare in collaboration with Dr. Guy Fragala, Ph.D., PE, CSP. Dr. Fragala is a national expert in the application of ergonomics to the healthcare setting and has worked as a consultant to a wide range of American industries on the topics of injury prevention and ergonomics.

The success of the Prevent® program is achieved through the ownership and involvement of key facility staff members as well as ongoing training as necessary. A key driver to the program is the development of a dedicated Implementation Team, who are rewarded for their ability to successfully develop and lead the program.

Why Prevent® is important

- Reduces Caregiver Injuries
- Patient Safety/Comfort Focused
- Mitigates Risk of Falls
- Reduces PrU Never Events
- Cost reduction related to workers comp. and liability insurance.

How Joerns Healthcare Can Help You Create a Safer Environment

- Identify the risk factors
- Analyze the risk factors and decide where change is necessary
- Identify the solutions required
- Effectively implement the solutions into the environment
- Measure the success of solutions

Providing a safer environment has benefits for everyone involved. The Prevent® program will enhance the quality of care for residents, provide staff with a reduced chance of injury in the workplace, and could reduce facility insurance costs for administration. This translates into an overall higher level of care for current residents, and a greater appeal to potential employees and residents.

For more information on our high quality products and the Prevent® program, contact 800.826.0270.



Dr. Guy Fragala, PHD., PE, CSP, National expert in the application of ergonomics

Dr. Guy Fragala has over 35 years of experience as an Occupational Safety and Health professional and is currently the Senior Advisor for Ergonomics at the Patient Safety Center of Inquiry, Tampa, Florida and the champion for Prevent®, Joerns Healthcare's Safe Patient Handling Solution. He is retired from the faculty and his previous position as the Director of the Environmental Health and Safety Department at the University of Massachusetts Medical Center in Worcester, Massachusetts. Dr. Fragala has consulted to a wide range of American industries and government agencies and authored numerous publications on the subjects of Ergonomics and Environmental Health and Safety. He has worked with the Patient Safety Center in Tampa, the Occupational Safety and Health Administration (OSHA), the Joint Commission on Accreditation of Healthcare Organizations (JCAHO), and the National Institute for Occupational Safety and Health (NIOSH) on safe patient handling issues. His book entitled, *Ergonomics: How to Contain On-the-Job Injuries in Healthcare*, has provided the foundation for much of the work going on today in safe patient handling.



Post Acute 800.826.0270 • Acute and Homecare 888.221.8461 • Government 800.966.6662
©2014 Joerns Healthcare • 6190091 RevD • 14-2104

Joerns.com