



**HUMAN CARE**  
Your Life. Your Way.



**Healthcare Beds**

# Introduction

We produce and provide lifting solutions for people with special needs. Our products are made to serve as a natural part of life to all our users.

Human Care has a proud history in patient care. Since being founded in 1993, our twenty years of experience is expressed through a broad selection of premium products offering high customer value and satisfying all customer needs.

Our main product areas are: Healthcare Beds, Mobility Aids, Lifting Solutions, Convertible Chairs, and Bathroom Safety Products for people with reduced mobility.

With headquarters in Stockholm, Sweden, and subsidiaries in the USA, Canada, Holland and Australia, we collaborate with distributors to provide solutions in more than twenty countries.

Our promise is safety, quality and usability. In all of our products, we exercise only the highest quality to make sure that every detail, every aspect, every function will deliver that promise made to our users.

**Welcome to Human Care.**



# Content

<b>Healthcare Beds</b>	<b>Page</b>
Reduce fall injuries	4
Care and quality	5
FloorLine- <i>i</i> Plus	7
FloorLine- <i>i</i>	8
FloorLine LTC	9
Accessories	10

# Your Life. Your Way.

That is what we have been offering people with reduced mobility for over 20 years. Your Life. Your Way. Our focus is simple. We work for our users. Our products serve to be a natural part of life to anyone who might need them. Meeting that need is what drives and motivates us. Our mission is to improve the quality of care for people with special needs. Being taken care of by someone else – to literally be in someone else's hands – is a special situation. It demands trust, respect, a fine touch and – not least – safety for both user and caregiver.

Our solutions provide reliability, high quality and innovation. With low-maintenance requirements and efficient installation procedures, we provide a state-of-the-art offering for both users and caregivers.

In every detail, in every aspect, our products deliver what they promise.

## Floor-level-beds reduce fall injuries without the use of restraints\*

**10 cm (Four inches). That is the difference between “falling” – or “rolling” – out of bed!** So small a distance, yet so large a difference between extended hospital stays and cost – or their avoidance. Our range of Healthcare beds aims to reduce fall injuries and provide the opportunity for excellent care.\*

**Dignity.** Functioning at a floor level, restraints are minimised, thereby greatly enhancing the dignity of care. One may elect to call it ‘dignity’. We choose to simply call it ‘care’. Human Care.

## Fall injuries cause pain – and cost

Patient falls are widely recognized as a significant healthcare risk, as well as a cost. Pain, cost, complication, extended rehabilitation stay – and even death – are just some of the dire consequences of a bed fall.

\* Barker A., Kamar J., Tyndall T. and Hill K. (2013) Reducing serious fall-related injuries in acute hospitals: are low-low beds a critical success factor? Journal of Advanced Nursing 69 112-121

**The risk of falling.** Patients who are at risk of falling are not protected from the impact of a fall if the bed only descends to a height of 20 cm [8 inches]. That distance to the floor – although appearing small and harmless – can still lead to serious injuries.

**Avoid fall injuries.** On a floor-level-bed with a minimum height of less than 10 cm [4 inches], the gap from the bed to the floor is significantly lower, which reduces the force of the fall. Thus, the risk of bed-fall injuries is reduced, offering safety – as well as dignity – to the user. Our range of premium beds – featuring all state-of-the-art functions expected in today's leading healthcare equipment – reduces patient's risk of bed fall injuries to an unprecedented low.

**Improve the working position.** A challenge in today's healthcare is the working position of caregivers. To resolve this problem, the floor-level-beds may be raised to any ergonomically suitable height up to 799 mm [31 inches] from the floor, creating an optimum working height that reduces back injuries risks for all caregivers.





**”** *Our mission is to improve the quality of care and freedom of movement for people with special needs* **”**

## Care and quality

A user of a product from Human Care is a person who feels very confident with the product's quality and reliability. At all times. Every step of the way. The reason behind this is our profound commitment to safety, quality and usability.

Firstly, our products are designed and manufactured to meet the requirement of relevant ISO and EN standards. Secondly, every single product is given extensive attention at every stage of the design process. Thirdly, in developing our products, our design team collaborates with globally leading physiotherapists, creating state-of-the-art products which all share the same ultimate goal: the benefit and enjoyment of their users. Allowing them to live life in the best way possible. Their way.

**”** *10 cm (4 inches) makes the difference between falling or rolling out of bed – These 10 cm reduce the risk of extended hospital stays and direct costs.* **”**



Human Care's FloorLine-i Plus, FloorLine-i and FloorLine LTC beds are all electric true floor-level-beds that go down to an ultra-low level less than 10 cm (4 inches) above the floor as measured from the top of the mattress platform.



## Floor-level-beds

Human Care's electric floor-level-beds help alleviate safety concerns and are also a convenient way of taking care of patients and residents in hospitals and nursing/long-term care facilities. Placed at a true floor level they provide a vital care factor for those who may be at risk of falling out of bed and when raised they provide an ergonomically safe working height for any caregiver.

# FloorLine-i Plus

## Floor-level-bed for hospital environment

- A complete management solution
- Maximum height adjustable
- Future proofed for the addition of accessories.

The aesthetically appealing FloorLine-i Plus is a complete care management solution. With its extensive range of features such as trendelenburg, cardiac chair position and electronic CPR function, this bed offers our highest level of care. With its open bus digital control box it is also future proofed for adding even more accessories.

The FloorLine-i Plus is the perfect solution for preventing fall injuries. Its minimum height from the floor is just 10 cm (3.9"). At the same time no compromises are made for excellent ergonomic working height reaching 80 cm (31.4").



Part No. (including hand control and end boards)	Platform Position min- max	Sleeping Dimensions L x W	Bed Dimensions L x W	Functions	Compliance Standards	Maximum User Weight/ Safe Working Load	Product Weight
Europe: 90500 Australia 1: 90501 Australia 2: 90502 USA: 90503 UK: 90504	10 - 80 cm (3.9" - 31.4")	2000mm x 900 mm (78.7" x 35.4")	2325mm x 925mm (91.5" x 36.4")	Twin castors Battery Back Up, Auto Contour Button for Cardiac Chair Posi- tion, Handset w Lockout	IEC 60601-2- 52:2009 EN1970:2002 AS/NZS 3200.2.38:2007	Maximum user weight: 185 kg (408 lbs)  Safe working load: 250 kg (551 lbs)	140 kg (309 lbs)
		With Extension Kit: 2175mm x 900mm (85.5" x 35.5")	With Extension Kit 2500mm x 925mm (98.5" x 36.5")				

FloorLine-i Plus can be fitted with a variety of optional accessories such as dedicated side-rails, self-help pole and length extension kits.

## FloorLine-i

Floor-level-bed for use in hospitals and long-term care facilities

- Minimum height from the floor of only 10 cm
- Can be used both in hospitals and long term care facilities
- Minimizes patient restraints and use of side rails

The FloorLine-i is a sound purchase. It offers a variety of functionality such as trendelenburg and cardiac chair position providing excellent care.

The FloorLine-i is a optimal floor-level-bed solution for use both in hospitals and long-term care facilities. Its minimum height from the floor is just 10 cm (3.9") and at the same time no compromises are made for caregivers' ergonomics.



Part No. (including hand control and end boards)	Platform Position min- max	Sleeping Dimensions L x W	Bed Dimensions L x W	Functions	Compliance Standards	Maximum User Weight/ Safe Working Load	Product Weight
Europe: 90300 Australia : 90301 USA: 90302 UK: 90303	10cm - 80cm (4" - 31.5")	2000mm x 900mm (78.7" x 35.5")  With Extension Kit 2175mm x 900mm (85.5" x 35.5")	2325mm x 925mm (91.5" x 36.5")  With Extension Kit 2500mm x 925mm (98.5" x 36.5")	Twin castors Battery Back Up, Auto Contour Button for Cardiac Chair Position, Hand- set w Lockout	IEC 60601-2-52:2009 EN1970:2002 AS/NZS 3200.2.38:2007	Maximum user weight: 185kg (407lbs)  Safe working load: 250kg (550lbs)	138 kg (303 lbs)

FloorLine-i can be fitted with a variety of optional accessories such as dedicated side-rails, self-help pole and length extension kits.



## FloorLine LTC

Floor-level-bed for long term care facilities

- Lowest height from the floor of only 9.5 cm (3.7")
- The optimal choice for long term care
- Easy to fold and store efficiently

The FloorLine LTC with its home environment design is the optimal choice for long term care facilities. Its one-piece design makes it easy to fold and store away efficiently.















The FloorLine LTC is the perfect solution for preventing fall injuries. Its minimum height from the floor is just 9.5 cm(3.7") providing a safe and considerate way of taking care of people who may be at risk of falling out of their bed.



Part No.	Platform Position min- max	Sleeping Dimensions L x W	Bed Dimensions L x W	Functions	Compliance Standards	Maximum User Weight/ Safe Working Load	Product Weight
Europe: 90600 UK: 90602 USA: 90604 USA class 1: 90606 Australia: 90608 Europe with wooden end boards: 90601 UK with wooden end boards: 90603 USA with wooden end boards: 90605 USA class 1 with wooden end boards: 90607 AUS with wooden end boards: 90609	9.5 cm - 70 cm (3.7" - 27.5")	2000mm x 900mm (78.7" x 35.5")  With Extension Kit 2175mm x 900mm (85.5" x 35.5")	2150mm x 905mm (84.5" x 35.5")  With Extension Kit 2325mm x 905mm (91.5" x 35.5")	Auto Contour Button for Car- diac Chair Posi- tion, Handset w Lockout {Batteribackup as accessory, part no: 75805}	IEC 60601-2- 52:2009 EN1970: 2002 AS/NZS 3200.2.38: 2007	Maximum user weight: 150kg (330lbs)  Safe working load: 200kg (440lbs)	106 kg (234 lbs)

FloorLine LTC can be fitted with a variety of optional accessories such as dedicated side-rails, self-help pole, Back Up Battery and length extension kits.


# Accessories

<p><b>Hanger for air mattress pump</b> Attachment to hold air mattress pump. To be mounted on the footend of the bed.</p> <p>Part no.: PUMPBKT</p>		<p><b>Side rails</b> 1/2 side rail: 90714</p>	
<p><b>Care Assist Rail</b> Designed to help patients safely in and out of bed.</p> <p>Part no.: 90702</p>		<p><b>Side rails</b> Split side rail ( 1/2 + 1/4 length side rail): 90518</p>	
<p><b>Push handle</b> The push handle can be mounted on the foot end of the bed to improve the operation of the bed.</p> <p>Part no: 90708 (Included in the product for FloorLine-i Plus, accessory for FloorLine-i)</p>		<p><b>Side rails</b> 3/4 side rail: 90716</p>	
<p><b>IV pole (adjustable in height)</b> Adjustable IV pole that can be mounted on both ends of the bed.</p> <p>Part no.: IVP</p>		<p><b>Bumper</b> The bumper protects the head of the bed and are mounted on the lower support bracket between the wheels.</p> <p>Part no: 90705 (FloorLine LTC) Part no: 90706 (FloorLine-i and FloorLine-i Plus)</p>	
<p><b>Extension kit</b> Extension kit that extends the bed, with 175 mm to 2175 mm to accommodate more people.</p> <p>Part no.: 90709 (FloorLine LTC) Part no.: 90701 (FloorLine-i and FloorLine-i Plus)</p>		<p><b>Swing-away trapeze</b> The free-standing swing-away trapeze allows patient to reposition themselves. No tools needed for assembling.</p> <p>Part no.: 896</p>	
<p><b>Oxygen Holder</b> An attachment for placing an oxygen bottle in C size.</p> <p>Part no.: 90707</p>		<p><b>Bed Raising Block (60 pcs/ box)</b> The bed raising block is used for a simple way to raise or lower the seating or lying surface on beds, headboards, chairs or tables. May be stacked maximum 4 on top of each other.</p> <p>Part no.: 895</p>	
<p><b>Self help pole</b> The self-help pole helps patients to get up in the bed and change positions.</p> <p>Part no : SHP600 (FloorLine LTC) Part no: 90700 (FloorLine i and FloorLine-i Plus)</p>		<p><b>Ring for Bed Raising Block</b> The bed raising block can be complemented with the ring 895-1 for rounded and narrow legs (less than 35 mm) to obtain a solid filled block.</p> <p>Part no.: 895-1</p>	



*The FloorLine LTC with its home environment design is the optimal choice for long-term care facilities*

Distributor:



**HUMAN CARE**  
Your Life. Your Way.

**AUSTRALIA**

Unit 9, 271 Wells Road  
Chelsea Heights, Victoria 3196  
Phone: +61 3 8773 1111  
Fax: +61 3 9773 4008  
info.au@humancaregroup.com

**CANADA**

10-155 Colonnade Road  
Ottawa, ON K2E 7K1  
Phone: 613.723.6734  
Fax: 613.723.1058  
info.ca@humancaregroup.com

**SWEDEN**

Årstaängsvägen 21C  
117 43 Stockholm  
Phone: +46 8 665 35 00  
Fax: +46 8 665 35 10  
info.se@humancaregroup.com

**UNITED STATES**

4210 S. Industrial Drive, Suite 160  
Austin, TX 78744  
Phone: 512.476.7199  
Fax: 512.476.7190  
info.us@humancaregroup.com