



## Product Catalogue

Breezy Everyday Living Aids  
Premium Products. Quality Service.



# TABLE OF CONTENTS

Grab Bars .....	2
Wall Grab Bars .....	2
Tub Grab Bar .....	2
Toilet Seats .....	3
Toilet Safety Frame .....	3
Elevated Toilet Seats .....	3
Commodes.....	4
Commodes.....	4
Commode Accessories .....	4
Commodes – Rolling Shower Chairs .....	5
Transfer Benches.....	6
Shower Chair and Stool .....	7
Walker .....	8
Walker Accessories .....	9
Walker Footpieces .....	9
Carrying Baskets .....	9
Carrying Fliptray .....	9

## GRAB BARS

### WALL GRAB BAR

#### Chrome Plated, Knurled, Adjustable Oval Flange, 18 Gauge Steel

The Breezy Everyday wall mounted grab bar provides support when stepping in/out of the bathtub or shower stall or when transitioning to/from sitting on the bottom of the bathtub. The knurled chrome provides a non-slip surface to grasp. Using a wall mounted grab bar is part of a good fall prevention program.

- Easy to install angle adjustable
- Different sizes available
- Anti-slip surface
- Angle adjustable
- Limited Lifetime Warranty



Material	Chrome - Knurled Finish	
Weight Capacity	N/A	
Warranty	2 Years	
Dimensions and Part #	12"	BE5012
	16"	BE5016
	18"	BE5018
	24"	BE5024
	32"	BE5032

### TUB GRAB BARS

#### Molded Bi-Level Tub Grab Bar - 12" Height, Composite, White

The Breezy Everyday Molded Bi-Level Tub Grab Bar provides support when stepping in/out of the bathtub. The grab bar is easy to attach and width adjustable to fit most bathtubs. Large gripping surface for better comfort and safety. The product can be removed for traveling so you can be safe wherever you go. Using a tub grab bar is a part of a good fall prevention program.



- Durable composite material for ease of cleaning
- Non-slip inner pads between the bar and the bathtub
- Sturdy
- Limited Lifetime Warranty

Material	Composite Plastic
Weight Capacity	250 lbs.
Warranty	2 Years
Dimensions	12"
Part #	BE2200

#### Bi-Level Tub Grab Bar - 14" Height, Painted Metal, White

The Breezy Everyday Bi-Level Tub Grab Bar provides support when stepping in/out of the bathtub. Using a tub grab bar is part of a good fall prevention program. The grab bar can be removed for traveling so you can be safe wherever you go. The Breezy Everyday Bi-Level Tub Grab can fit most bathtubs.



- Non-slip inner pads between the bar and the bathtub
- Easy to clean
- Sturdy
- Limited Lifetime Warranty

Material	Painted Metal
Weight Capacity	250 lbs.
Warranty	2 Years
Dimensions	14"
Part #	BE2300

# TOILET SEATS

## TOILET SAFETY FRAME

### Cantilevered Arm

The Breezy Everyday Toilet Safety Frame offers lightweight anodized aluminum for strong support. Cantilevered arms maximize transfer flexibility and comfort. Can be mounted on all toilets and is easy to assemble.

- Tool free installation and rust resistant
- Height and width adjustable
- Simple to clean
- Limited Lifetime Warranty



Material	Aluminum Frame
Weight Capacity	250 lbs.
Warranty	2 Years
Dimensions	Length: 18" Width: 1" Height: 24"
Part #	BE5500

## ELEVATED TOILET SEATS

- Lightweight design
- Easy to clean
- No tools required
- Limited Lifetime Warranty

### Locking

The Breezy Everyday Toilet Seat raises the height of the toilet to a comfortable level to promote greater ease of sitting down or standing up from a toilet. Includes a built-in locking mechanism to secure the raised toilet seat to the toilet. Locking mechanism does not require any tools. Shape is designed for comfort and fits most toilets.



### Locking with Arms

The Breezy Everyday Toilet Seat raises the height of the toilet to a comfortable level to promote greater ease of sitting down or standing up from a toilet. Includes a built-in locking mechanism to secure the raised toilet seat to the toilet. Locking mechanism does not require any tools. Arms provide additional safety. Shape is designed for comfort and fits most toilets.



	Locking	Locking with Arms
Material	Plastic	Plastic
Weight Capacity	300 lbs.	300 lbs.
Warranty	2 Years	2 Years
Dimensions	N/A	N/A
Part #	BE5503	BE5504



## COMMODES

### COMMODES



#### Painted steel

The Breezy Everyday Painted Steel Commode can be used bedside or in the bathroom as an elevated toilet seat or as toilet safety rails.

- Height adjustable
- Padded armrests
- Flip-up seat
- Easy to clean, Rust-resistant, Durable design
- Limited Lifetime Warranty



#### Painted steel HD

The Breezy Everyday Extra-wide design ideal for larger patients (650 lbs. weight capacity). Reinforced frame allows for greater weight-bearing capabilities.

- Easy to clean
- Padded seat for more comfort
- Reinforced armrests for greater support
- Durable design
- Limited Lifetime Warranty

	Painted steel	Painted steel HD
Material	Steel Plastic	Steel Plastic
Weight Capacity	300 lbs.	650 lbs.
Warranty	2 Years	2 Years
Dimensions	Length: 22" Width: 16" Height: 23"	Length: 29" Width: 21" Height: 29"
Part #	BE7700	BE7800

## ACCESSORIES

### PAIL, LID & HANDLE

Accessories for the Breezy Everyday Commodes.



Material	Plastic
Warranty	2 Years
Part #	BE0015

## ROLLING SHOWER CHAIR – SELF PROPELLED

Aluminum Frame, 24" Rear Wheels,  
Self Propelled



The Breezy Everyday Commode Rolling Chair can be used as a rolling commode for safe transport to and from the shower or over the toilet. Ideal for user who self-propels with 24" rear wheels.

- *Comfortable seating*
- *Easy to clean*
- *Rust resistant*
- *Locking front casters*
- *Swing away footrest*
- *Lift-up armrest for easy transfer*
- *Wheel locks*
- *Limited Lifetime Warranty*



Material	Aluminum Plastic
Weight Capacity	300 lbs.
Warranty	2 Years
Dimensions	Length: 34" Width: 25" Height: 38"
Part #	BE6500

## ROLLING SHOWER CHAIR

Aluminum Frame, 5" Locking Casters



The Breezy Everyday Commode Rolling Chair can be used as a rolling comode for safe transport to and from the shower or over the toilet. Comes with 5" Locking Casters.

- *Easy to use*
- *Comfortable seating*
- *Easy to clean*
- *Wheel-locks on all casters*
- *Swing-away footrest*
- *Lift-up armrest for easy transfer*
- *Limited Lifetime Warranty*



Material	Aluminum Plastic
Weight Capacity	300 lbs.
Warranty	2 Years
Dimensions	Length: 28.5" Width: 22.5" Height: 38"
Part #	BE6600

## TRANSFER BENCHES

### NON-PADDED TRANSFER BENCH

- One-Piece Molded Seat
- Assembled, White



The Breezy Everyday Transfer Benches allow patients to get in/out of tubs safely. Suction-cup tips provide extra stability and safety.

- *Height adjustable*
- *Easy to clean*
- *Armrest support on one side*

### PADDED TRANSFER BENCH

- Closed Seat
- Suction Cup Footpieces
- Grey



The padded seat is comfortable and ideal for usage over longer periods of time.

- *Rust Resistant*
- *Lightweight*
- *Limited Lifetime Warranty*

	Non-Padded Transfer Bench - One-Piece Molded Seat, Assembled, White	Padded Transfer Bench - Closed Seat, Suction Cup Footpieces, Grey
Material	Aluminum Frame Rubber Tips	Aluminum Frame Padded Seat Rubber Tips
Weight Capacity	300 lbs.	250 lbs.
Warranty	2 Years	2 Years
Dimensions	Length: 30" Width: 19" Height: 31"	N/A
Part #	BE7200	BE7005

# SHOWER CHAIR AND STOOL

## SHOWER CHAIR

With Back, Knock-Down,  
White



Lightweight, durable and corrosion resistant height adjustable aluminum frame. Sturdy design for better weight distribution and increased patient security. High density polyethylene seat and back for maximum comfort. Easy to place into or remove from the bathtub or shower.

- *Height adjustable*
- *Small footprint*
- *Easy to clean*
- *Rust Resistant*
- *Lightweight*
- *Limited Lifetime Warranty*

## SHOWER STOOL

Without Back, Knock-Down,  
White



The Breezy Everyday Shower chair with back is designed for people who do not require back support when sitting. Lightweight, durable and corrosion resistant height adjustable aluminum frame. Sturdy design for better weight distribution and increased patient security. High density polyethylene seat and back for maximum comfort. Easy to place into or remove from the bathtub or shower.

	Shower Chair	Shower Stool
Material	Aluminum Frame Rubber Tips	Aluminum Frame Rubber Tips
Weight Capacity	300 lbs.	300 lbs.
Warranty	2 Years	2 Years
Dimensions	N/A	N/A
Part #	BE6100	BE6102



## WALKER

### 2 BUTTON FOLDING WALKER

#### – Adult

The Breezy Everyday 2 Button Folding Frame allows the user to be mobile while relieving pain points. The 2 Button Folding Walker folds easily and its independent folding mechanism allows for easier movement.

### 2 BUTTON FOLDING WALKER

#### – Youth





The Breezy Everyday 2 Button folding frame allows the walker to fold easily. Independent folding mechanism allows for easier movement.

- *Height Adjustable*
- *Easy to fold*
- *Lightweight*
- *Comfortable handles*
- *Several footpiece options can be added*



	2 Button Folding Walker – ADULT	2 Button Folding Walker – YOUTH
Material	Aluminum Plastic	Aluminum Plastic
Weight Capacity	250 lbs.	250 lbs.
Warranty	2 Years	2 Years
Dimensions		
Part #	BE2500	BE2505

## ACCESSORIES – WALKER ACCESSORIES

	5" Fixed Wheel Footpieces - Adult/ Youth, 1" Tube, 5-hole	5" Swivel Wheel Footpieces - Adult/Youth, 1" Tube, 8-hole	GlideBrake Footpieces - Adult/ Youth, 1" Tube, 5-hole	Wheel Brake Footpieces -Adult/ Youth, 1" Tube, 8-hole
				
Wheel accessories for the Breezy Everyday Folding Walker.				
Material	Aluminum Plastic	Aluminum Plastic	Aluminum Plastic	Aluminum Plastic
Weight Capacity	250 lbs.	250 lbs.	250 lbs.	250 lbs.
Warranty	2 Years	2 Years	2 Years	2 Years
Dimensions	N/A	N/A	N/A	N/A
Part #	BE0120	BE0130	BE0144	BE0157

## CARRYING BASKETS

**Black Vinyl Coated Steel**  
– Fits Two-Button Walkers



- Large carrying basket
- No interference for the walker
- Easy to add onto a walker

Ideal for the Breezy Everyday Two-Button Walker. Lightweight and spacious design. Easy to install and can be removed when not needed. Allows for quick access to personal items. Resists rust and is latex free.

Material	Coated Steel
Weight Capacity	N/A
Warranty	2 Years
Dimensions	Length: 18" Width: 7.5" Height: 8.5"
Part #	BE0110

## CARRYING FLIPTRAY

**High Impact Gray Plastic**  
– Fits Two-Button Walkers



- Lightweight
- Easy to clean
- Foldable

The Breezy Everyday Fliptray is easy to add to a folding walker. It provides two drink holders and it can be folded.

Material	Plastic
Weight Capacity	N/A
Warranty	2 Years
Dimensions	Length: 20" Width: 12" Height: 1"
Part #	BE0106



## Breezy Everyday Mission

Breezy Everyday offers reliable, high quality products designed to improve people's lives. The Breezy Everyday products assist users in their daily activities, giving the individual freedom and a better quality of life – Everyday!

[www.BreezyEveryday.ca](http://www.BreezyEveryday.ca)

Breezy Everyday Product Catalogue | 2017 January  
© 2017 Sunrise Medical Canada Inc.

The information in this document is subject to change without notice.



Concord, ON  
Tel: 905.660.2459  
+1.800.263.3390

Maple Ridge, BC  
Tel: 604.460.1569  
+1.888.285.2488

Lasalle, QC  
Tel: 514.367.0727  
+1.888.548.8688

[www.SunriseMedical.ca](http://www.SunriseMedical.ca)