

GATE

REHAB DEVELOPMENT AB™



Bure Rise & Go

StandTall Walker with power rise

New unique concept!

Bure Rise & Go™

StandTall walker with power rise

The Bure Rise & Go is a cost-effective walker enhanced with a patented power rise function. thanks to which it becomes a combined stand-up, walking and patient transfer aid all in one single product.

New – Rise & Go is now also available with electric walking frame widening. Flexible widening combined with the lower height above the walking frame enhances versatility regardless of the patient's situation in hospital or at home.



Step 1

The harness fits over the patient's lower back and bottom, the straps adjusted and the leg supports placed in the correct position.



Step 2

The patient holds on to the handles and the electrically driven power rise function begins. The patient follows a natural pattern of movements with the aid of the harness and the vertical lift action.



Step 3

On completion of the power rise, the knee supports are swung away and the patient is free to walk using the walker. Alternatively, patients place their feet on the platform and are ready to be moved on completion of the power rise.

Unique power rise assistance

Bure Rise & Go saves time, space and money. It acts as a stand-up, mobility and walking aid in a single product, which makes the concept extremely cost effective.

The Bure Rise & Go means better work ergonomics for carers, trainers and anyone else working with patients. Thanks to the smart power rise assistance, standing up becomes a safe, confident and natural action that does not wear out the backs of health care personnel.

The product consists of a walker and its associated harness and straps. Harnesses are available in different sizes (S, M, L) and they are split at the rear to make e.g. WC visits easier.

When the patient stands up, the electric power rise function is employed and the attachment reduces the distance between the patient and the walker until the walker is in the standing position. The Bure Rise & Go reduces workloads and is an investment in personnel health and patient rehabilitation.

New – Rise & Go is now also available with electric walking frame widening. Flexible widening combined with the lower height above the walking frame enhances versatility regardless of the patient's situation in hospital or at home.

Rise & Go DB

EL

Stable

The walker has anatomical cushions that provide relief for shoulders, arms and the neck and shift the focus to larger muscle groups such as leg and chest muscles. This improves stability and makes the walker easier to steer.

Flexible stepless adjustment

Electrically driven height adjustment makes it easy to pre-set the walker to the desired height. Once the patient is standing in position the height can be steplessly adjusted for comfort and the proper support for an optimal walking configuration

Power Rise

Bure Rise & Go is a unique aid for assisting patients or users during the standing manoeuvre. The strain on personnel, and thus repetitive strain injuries, are minimized.

Waterproofing

All Bure Rise & Go electrical components have IP 65 international protection ratings and can therefore be used in wet spaces.

Low height

The low floor clearance minimizes problems in getting up close to patients e.g. when they are sitting on their beds.

Open, reinforced design

The open design provides the same stability but with greater room for manoeuvre. The patient does not feel shut in and it makes assistance with standing up and dressing easier. Bure Rise & Go is also reinforced and extended for extra stability during the standing manoeuvre.

Easily reachable hand controller

The hand controller is located such that both of the carer's or user's hands can easily reach them.

Ergonomic handles

Ergonomically designed handles are steplessly adjustable in every direction for optimum individual comfort. This is extremely important for stroke patients who can thus reach their "usual" hand position.

Folding armrests

Bure Rise & Go's anatomically designed armrests can be folded out to provide the user with an easy means of reaching the handles during the standing manoeuvre.

Sustainable

The walker is designed to last. For example it has extra reinforcement bands around the arm rest cushions to prevent them from splitting from impacts to the side.

Unique power rise harness

The power rise harness is designed to reach as far down across the bottom as possible. This provides optimum support, which results in a natural standing action.

Shin support for the standing manoeuvre

Bure Rise & Go is fitted with shin supports that make for a better standing manoeuvre; they are height adjustable and can be moved aside simply to create greater space.

Lockable castors

Bure Rise & Go has four individually lockable castors as standard.

Electrically driven frame widening

Electrically driven frame widening makes it easy to move the walker right up close to users without worrying about wheelchair width, chair width or bed design. It also makes it easier for personnel to help patients stand up. With the frame in its outer position, the walker is extra stable and can be used to best advantage by the user and it also helps patients who need extra walking space.

All walkers may be ordered with 75, 100 or 125mm castors – specify when ordering. (Unless otherwise specified, the heights shown below refer to products with 125 mm castors). Examples of possible parts combinations are shown below.

Technical specifications

CE Tested and approved according to SS-EN 12182:1999

Part No.		Width, external	Max user weight	Length	Height	Arm rest/internal dimension
56-309/75	Bure Rise & Go DB with electric frame widening, 75 mm	66-106 cm	150 kg	101 cm	90-130 cm	34-67 cm
56-309	Bure Rise & Go DB with electric frame widening	66-106 cm	150 kg	101 cm	95-135 cm	34-67 cm
56-333-DB	Platform short		150 kg			
56-383-DB	Platform long		150 kg			
56-384-MULTI-S/M/L/XL	Stand-up harness Multi	-	150 kg	-	-	-
56-388-KIT	Gait training kit for Multi stand-up harness	-	150 kg	-	-	-

* S=95-105cm, M=105-120cm, L=110-140cm, XL=130-160cm

Rise & Go

EL

Stable

The walker has anatomical cushions that provide relief for shoulders, arms and the neck, and shift the focus to larger muscle groups such as leg and chest muscles. This improves stability and makes the walker easier to steer.

Easily reachable hand controller

The hand controller is located such that both of the carer's or user's hands can easily reach them.

Ergonomic handles

Ergonomically designed handles that are steplessly adjustable in every direction for optimum individual comfort. This is extremely important for stroke patients who can thus reach their "usual" hand position.

Folding armrests

Bure Rise & Go anatomically designed armrests can be folded out to provide the user with an easy means of reaching the handles during the standing manoeuvre.

Sustainable

The walker is designed to last. For example it has extra reinforcement bands around the arm rest cushions to prevent them from splitting from impacts to the side.

Flexible stepless adjustment

Electrically driven height adjustment makes it easy to pre-set the walker to the desired height. Once the patient is standing in position, the height can be steplessly adjusted for comfort and the proper support for an optimal walking configuration.

Power Rise

Bure Rise & Go is a unique aid for assisting patients or users during the standing manoeuvre. Personnel burdens, and thus repetitive strain injuries, are minimized.

Waterproofing

All Bure Rise & GO electrical components Bure Rise & Go have IP 65 international protection ratings and can therefore be used in wet spaces.

Stirrup for stability

To provide extra safety, Bure Rise & Go is fitted with a stirrup to ensure the walker remains stationary during the standing manoeuvre.

Open, reinforced design

The open design provides the same stability but with greater room for manoeuvre. The patient does not feel shut in and it makes assistance with standing up and dressing easier. Bure Rise & Go is also reinforced and extended for extra stability during the standing manoeuvre.

Unique power rise harness

The power rise harness is designed to reach as far down across the bottom as possible. This provides optimum support which results in a natural standing action.

Leg support for the standing manoeuvre

Bure Rise & Go is fitted with shin supports that make for a better standing manoeuvre; they are height adjustable and can be moved aside simply to create greater space.

Lockable castors

Bure Rise & Go has four individually lockable castors as standard.

Handbrakes and directionally lockable castors

Single or double hand brakes are available as accessories located so that the user can reach them from the walking position. The handbrake acts on the rear castors and the brake assembly also includes directional locks that make it easier for the user to stay on course when walking.

All walkers may be ordered with 75, 100 or 125mm castors – specify when ordering. (Unless otherwise specified, the heights shown below refer to products with 125 mm castors). Examples of possible parts combinations are shown below.

Technical specifications

CE Tested and approved according to SS-EN 12182:1999

Part No.		Width, external	Max user weight	Length	Height	Arm rest/internal dimension
56-316	Bure Rise & Go StandTall Walker	77 cm	150 kg	92 cm	97-137 cm	34-67 cm
56-316/75	Bure Rise & Go StandTall Walker, 75 mm	77 cm	150 kg	92 cm	92-132 cm	34-67 cm
56-333-STD	Platform short	-	150 kg	-	-	-
56-383-STD	Platform long	-	150 kg	-	-	-
56-384-MULTI-S/M/L/XL	Stand-up harness Multi	-	150 kg	-	-	-
56-388-KIT	Gait training kit for Multi stand-up harness	-	150 kg	-	-	-

* S=95-105cm, M=105-120cm, L=110-140cm, XL=130-160cm

Accessories

Drip holder with attachment

Provides great freedom for the patient to move around at home or on the ward. Supplied with attachment fitting.

Hand controller

GATE PLUS provides a number of extra functions such as multiple speeds and or service/battery indicator in the hand controller.

PU foam armrest pads

PU foam armrest pads can be specified with the order or selected retroactively. The pads have no perforations or edges that accumulate dirt. An excellent alternative where high standards of hygiene management are demanded.

Soft basket with attachment

Basket with attachment has room for all the important stuff.



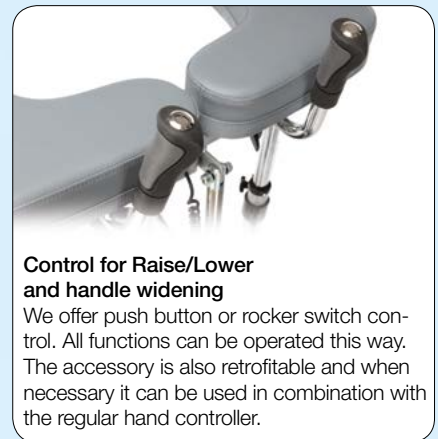
Stirrup

Acts as a counter weight and provides extra stability and safety when the walker is used for stand up assistance. Standard on Rise & GO. Not for use on walkers with lower frame widening.

Hand brake kit, one or two brakes

Adds a hand brake to the StandTall Walker so that the user is able to halt the walker's movement during walking exercises. Castors with directional locks included for extra safety/assistance. The one-handed brake is available left and right-handed.

When the handbrake kit is installed, base frame width is increased by +2cm.



Control for Raise/Lower and handle widening

We offer push button or rocker switch control. All functions can be operated this way. The accessory is also retrofittable and when necessary it can be used in combination with the regular hand controller.

Adjustable side supports

Prevents arms from sliding from arm rest cushions. Steplessly adjustable along the StandTall Walker's sides to further stabilize walking. The side support is also available in a PU version.

Oxygen bottle holder with bracket

Means patients are no longer confined to bed.

Shin supports

Leg supports make standing and mobility easier.

Platform

The platform is an excellent addition in cases where you want to use the walker for standing and mobility. Available in a short or long version.

Heel strap to Platform

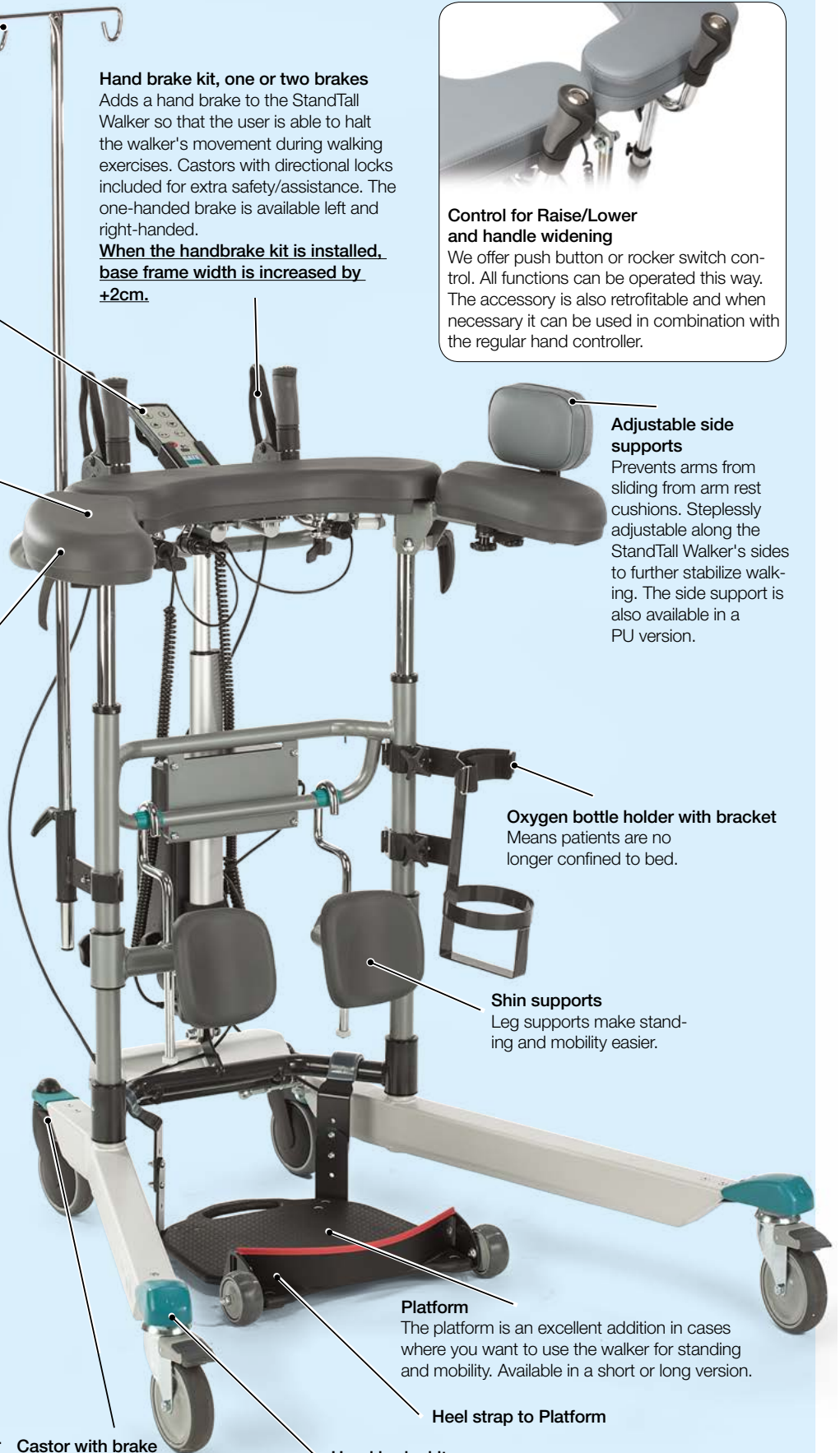
Directionally lockable castor

125 mm
100 mm
75 mm

Castor with brake

125 mm
100 mm
75 mm

Hand brake kit



Accessories

NEW FEATURES



Handbrake kit DB



Handbrake kit standard



Drip rod complete with attachment



Side support/Side support PU



Platform short/long



Castor with brake 75, 100, 125 mm



Castor with directional locking 75, 100, 125 mm



Gait training Kit Multi
The MULTI gait training kit converts the stand-up harness into a gait training harness.



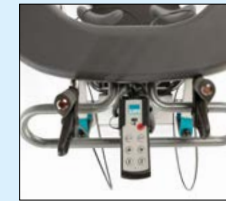
Soft basket



Tube holder incl bracket



Armrest cushions/
shin supports, PU



Handlebar



Heel strap/platform



Control/handle
- rocker switch



Control/handle
- push button switch



Tip protection - backwards



Stirrup



Hand controller PLUS

Did you know that...

HINT



The new Rise & Go DB has lower ground clearance than previously which makes it significantly easier to fit under beds and thus get closer to the user. When fitted with 75 mm castors, Bure Rise & Go DB is especially low.



If you choose a walker with electrically adjustable widening you are also choosing increased flexibility. You can get close to the patient regardless of wheelchair or chair width. Also note that in most cases the platform will fit between a wheelchair's front castors.



The platform is an excellent addition when you want to use the walker for mobility, standing up and patient transits. The platform is narrow enough for use on most wheelchairs.

Quick list

ACCESSORIES

Designation	Part #	Bure Rise & Go	Bure Rise & Go DB
Armrest pads/Knee support pads PU, Rise & Go (DB)	57-372	X	X
Drip rod complete with holder	56-338	X	X
Gait training kit Multi, Rise & Go (DB)	56-388-KIT	X	X
Castor			
Castor with brake 75 mm	56-387	X	X
Castor with brake 100mm	56-358	X	X
Castor with brake 125mm	56-361	X	X
Castor with directional locking 75 mm	57-043	X	X
Castor with directional locking 100mm	56-355	X	X
Castor with directional locking 125mm	56-359	X	X
Heel strap/platform	58-328-1	X	X
Knee Support pad	56-352	X	X
Handlebar	57-368	X	X
Manual brake			
Manual brake, 2 hands, Rise & Go	56-339-3-0	X	
Manual brake, 1 hands, Rise & Go	56-339-3-1	X	
Manual brake, 2 hands, Rise & Go DB	56-339-4-0		X
Manual brake, 1 hands, Rise & Go DB	56-339-4-1		X
Soft basket with bracket	56-389	X	X
PLUS			
Hand controller PLUS incl holder, Rise & Go	58-375-1	X	
Hand controller PLUS incl holder, DB/Rise & Go DB	58-375-2		X
Side supports	56-337	X	X
Side supports, PU	56-337-PU	X	X
Steering/Handle			
Button kit FK, Up/Down, Normal speed, one htg*	58-387-1	X	X
Button kit FK, Up/Down, High speed, one htg*	58-387-2	X	X
Button kit FK, Widening, one htg*	58-387-3		X
Button kit TK, Up/Down, Normal speed, two htg*	58-388-1	X	X
Button kit TK, Up/Down, High speed, two htg*	58-388-2	X	X
Button kit TK, Widening, two htg*	58-388-3		X
Y cable for button kit – one per Walker*	57-022-1	X	X
Y cable for using hand controller together with the button kit.	57-022-3	X	X
Platforms			
Platform short, STD	56-333-STD	X	
Platform short, DB	56-333-DB		X
Platform short, STD	56-383-STD	X	
Platform long, DB	56-383-DB		X
Tip protection, backwards, Std/Low/Ortho/Space	57-387	X	
Stirrup, Std/Rise & Go	56-331-1	X	
Tube holder incl bracket	56-336	X	X
Stand-up harness MULTI with attachment straps (S, M, L, XL), Rise & Go (DB)	56-384-MULTI-S/ML/XL	X	X

*Tools required for drilling holes in frame when retrofitting.

Bure Rise & Go™

StandTall walker with power rise

- **BURE RISE & GO** is a complete solution that saves time space and money, which is truly cost effective.
- **SAFE, CONFIDENT** standing and mobility means a better working environment for health care personnel.
- **THE UNIQUE** power rise assistance provides a natural standing action that allows the patient to participate.
- **BURE RISE & GO** is a patented, protected proprietary GATE Rehab Development AB design
- **THE WALKER CAN** be used with a platform to make patient transits easy.
- **THE HARNESS IS WASHABLE** at 60°, and thanks to its split design, it is simple and flexible to wear even during visits to e.g. the WC.
- **BURE RISE & GO** is equipped with a smooth, steplessly variable electric height adjustment.
- **NEW** – Rise & Go is now also available with electric walking frame widening for flexibility regardless of user environment.



The platform is ideal for use in patient transits!

Watch the Bure Rise & Go video!
www.gaterd.se

Gait training kit/Multi

(accessory)

Gait training harnesses are accessories used for increased safety when training using the Bure Rise & Go. The product's two inguinal straps and attachment hooks minimize the risk if the user becomes dizzy or similar.



WE DO BETTER.

Want to know more?

Contact us: tel +46 (0)371-318 00
Gate Rehab Development AB
Industrigatan 2 | S-330 21 Reftele SWEDEN
info@gaterd.com | www.gaterd.com



GATE COLLECTION