

Maple Leaf WHEELCHAIR



The only limitation is your imagination

LOWRIDER



DYNAMIC TILT MANUAL
STEEL WHEELCHAIR

- MAINTAINING 13" SEAT TO FLOOR -

**TRUE
NORTH
STRONG**
Made in Canada

www.mapleleafwheelchair.ca

Maple Leaf WHEELCHAIR

The only limitation is your imagination

LOWRIDER

The LOWRIDER is a dynamic tilt steel manual wheelchair designed to maintain a seat to floor height of 13" for up to 20 degrees of tilt and 16" for up to 30 degrees of tilt. The recessed lower frame allows for easy foot propulsion while in tilt.

STANDARD FEATURES

FRAME & UPHOLSTERY

- ◆ 14" - 18" chair widths
- ◆ 16" - 18" chair depths
- ◆ 13" to 18.25" seat heights
- ◆ Single release, dual cylinder
- ◆ Angle adjustable stroller handle
- ◆ Solid seat base
- ◆ Chrome, black, burgundy, purple, blue or green frame finishes

TILT

- ◆ Infinite tilt adjustment
- ◆ 20° of tilt for STF of 13" to 15.25"
- ◆ 30° of tilt for STF of 16" to 18.25"
- ◆ Two-way locking gas strut
- ◆ Single trigger attendant tilt control
- ◆ Anti-tippers

ARMRESTS & FOOTRESTS

- ◆ Durable vinyl padded arm pads
- ◆ Removable height adjustable arms - 8" - 12"
- ◆ Full or desk length armrests
- ◆ Lightweight injection moulded plastic or aluminum footplates
- ◆ Detachable swing away 70° footrests with nylon heel loops

WHEELS

- ◆ Adjustable wheel base
- ◆ Black composite mag wheels with threaded urethane tires
- ◆ Pneumatic tires - 20", 22" or 24"
- ◆ Durable chrome handrims
- ◆ 5", 6" or 8" casters on aluminum forks
- ◆ Heavy duty wheel lock with brake extensions



◆ DYNAMIC TILT AND RECESSED LOWER FRAME

ACCESSORIES & OPTIONS

- ◆ Seat width over 18"
- ◆ Chair depths of 14", 15" and greater than 18"
- ◆ Custom back heights
- ◆ Laterals
- ◆ Custom headrest
- ◆ Elevating legrest
- ◆ 90° footrest assembly
- ◆ Articulating legrest
- ◆ Angle adjustable footplate
- ◆ One piece footboard
- ◆ Extra large footplate
- ◆ Nylon padded leg strap
- ◆ Contracture sling
- ◆ Non-standard arm height

*see full list of accessories on the LOWRIDER order form

MODEL SPECIFICATIONS

- ◆ 5 year warranty on frame
- ◆ 2 year warranty on additional components

ADAPTABILITY

- ◆ Customize to any specifications
- ◆ Will accommodate any seating system



◆ ANGLE
ADJUSTABLE
STROLLER
HANDLE



◆ DUAL GAS
CYLINDERS

Dealer Information

6540 Tomken Road
Mississauga ON L5T 2E9
T 905.564.2250 F 905.564.5424
1.800.362.0873

www.mapleleafwheelchair.ca





LOWRIDER

POWER TILT INFORMATION

\$1,600 RETAIL



ACTUATOR

- ◆ Compact design
- ◆ Thrust - 6000 N in lift,
- 4000 N in lowering
- ◆ Steel Piston in high-strength
plastic protective housing.



BATTERY PACK

- ◆ Functional and elegant design
- ◆ High battery capacity
 - ◆ 24 V DC, 1 x 2.9 Ah
- ◆ Fully charged battery allows for
40 lowering and lifts



*for addition information please contact our office at 905.564.2250

