



Bath Safety Products

Make Every Bath a Safe Bath™

Safety, comfort and peace of mind. It's engineered into every Moen® Home Care® product we make. You can be sure that when you select Moen®, you're getting a product that not only meets the ADA's exacting standards, but yours as well.

You can feel the difference in our quality design. You can see the difference in our attention to style and detail.

Trusted safety, unmatched comfort. That's our commitment to you.

All Moen® Home Care® products are designed based on feedback from healthcare professionals, including occupational therapists and physical therapists.

Excellence in Customer Service



Moen® Home Care® products feature a Limited Lifetime Warranty. Visit moen.com/homecare for complete warranty information.



Moen® Home Care®

Make Every Bath a Safe Bath™



According to a survey by the Home Safety Council, the most common reasons given for not taking action to increase the safety of their homes include: not having time (48 percent) and not knowing what actions to take (28 percent).

Homeowners looking to remodel with universal design can hire a Certified Aging-In-Place Specialist (CAPS), a specialist trained in designing to meet the unique needs of the older adult population and adding aging-in-place home modifications.



According to a recent study by the American Society of Interior Designers (ASID), nearly 80 percent of Baby Boomers surveyed said they plan to age in place, which means living in the home safely, independently and comfortably, regardless of age or ability level.

According to recent data gathered and reported by the National Association of Home Builders (NAHB) Remodelers:

- 70 percent of remodelers surveyed reported making universal-design home modifications —a significant bump from 60 percent in 2006
- The two most frequent aging-in-place modifications include adding grab bars (78 percent) and installing higher toilets (71 percent)
- 84 percent of homeowners have at least some knowledge of universal design solutions
- The majority of aging in place remodels are for those age 55 and older, although younger audiences are becoming more interested in making it easier for older visitors or children
- 70 percent of homeowners started remodeling projects for aging in place to plan for future needs



Showering

PAUSE CONTROL HANDHELD SHOWER DN8001 & DN8001CH

Reduce water flow with the touch of a button with this handheld shower's exclusive pause control feature. An easy to turn, oversized spray control lets you choose from shower, pulsating, massage or pause settings.

- Enjoy easy showering while seated or standing with an extra-long 7-ft. flex-soft hose
- Lightweight, soft-grip handle with safety strap provides a secure grip
- Ergonomic, attractively styled design, durable construction, available in chrome or white



DN8001CH

DN8001

Four Settings



Shower setting



Pulsating setting



Massage setting



Pause setting



Complies with Americans with Disabilities Act (ADA) specifications.

HANDHELD SHOWER WITH INNOVATIVE PALM FEATURE - DN8010

- Ergonomic design – fits comfortably in the hand or palm
- 7-ft flexible hose – allows for maximum reach
- Clean, white finish – complements nearly any bathroom décor
- Three spray functions:
 - Full shower
 - Massage
 - Water-saving pause feature



Simply removing the handle converts this versatile hand shower into an even more maneuverable and lighter weight palm shower.



Complies with Americans with Disabilities Act (ADA) specifications.



SecureMount™ System


Exclusively from Moen® Home Care®, the SecureMount™ System provides the ultimate in easy, secure grab bar installation, PLUS stylish designs and choices in finishes and features.



SECUREMOUNT™ Grab Bars
This unique flange makes SecureMount™ Grab Bars easy to connect to the stud securely at multiple points.



SECUREMOUNT™ Anchors
SecureMount™ Anchors allow you to install grab bars securely—with no studs required.



SecureMount™ — Easy, Secure Install... Anywhere on the Wall™!

Precision-engineered for optimal bracing behind the wall, SecureMount™ Anchors allow for easy grab bar installation—with no studs required.



SecureMount™ Anchors and Grab Bars make it possible to quickly and easily install a grab bar with studs—or without studs.

Grab Bars

Your safety is our priority. That's why we offer a full line of grab bars and hand grips. For maximum security, it is recommended that bathrooms be equipped with grab bars in the tub, by the toilet and in transition.

Of course, depending on your needs, additional grab bars and hand grips may be essential in other areas of your bathroom. And rest assured, nearly all Moen® grab bars feature SecureMount™ technology, which provides reinforced security and safety for you.



Look for the logo

SecureMount™ Designer Grab Bars

1-1/4" Diameter / Concealed Screw, Retail and Wholesale Packaging



LR8716D1GBN
1-1/4" Brushed Nickel
Designer Elegance with
Grip Pads



LR8716D1G0WB
1-1/4" Old World Bronze
Designer Elegance
with Grip Pads



LR8716D3GBN
1-1/4" Brushed Nickel
Designer Ultima
with Curl Grip



LR8716D3GCH
1-1/4" Chrome
Designer Ultima
with Curl Grip



LR8716D3BN
1-1/4" Brushed Nickel
Designer Ultima



NEW!

LR8724D0WB
1-1/4" Old World
Bronze
Designer Plastic



LR8724DW
1-1/4" White
Designer Plastic

SecureMount™ Grab Bars are tested to withstand 500 lbs. pull when securely installed per instructions.



Complies with Americans with Disabilities Act (ADA) specifications.

SecureMount™ Anchors sold separately



- SecureMount™ Designer grab bars provide the ultimate in style and finishes at an attractive price
- Design allows for secure installation into a stud at any angle
- Grab bars are available with a curl grip feature which provides added security in the bath



Designer Ultima Grab Bar
with Curl Grip



Designer Elegance Grab Bar
with Grip Pads

Moen® Match Designer Grab Bars

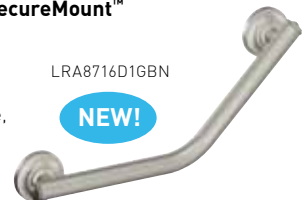
Kingsley and Decorator Grab Bars also available (wholesale packaging)

16" Angled Grab Bar with SecureMount™

Ideal for the tub or next to the toilet, this Brushed Nickel grab bar supports up to 500 lbs. and features a grip pad for a secure, comfortable hold.

LRA8716D1GBN

NEW!



- Supports up to 500 lbs.
- Grip pad for secure, comfortable hold
- Brushed Nickel finish
- Offers stability and safety in the bath
- Angled design provides added leverage when standing or sitting
- Ideal for use in the tub or next to the toilet
- Coordinates with bathroom décor



Complies with Americans with Disabilities Act (ADA) specifications.

SecureMount™ Grab Bars tested to withstand 500 lbs. pull when installed per instructions.

SecureMount™ Anchors sold separately

SecureMount™ Grab Bars

1-1/4" & 1-1/2" diameter in a variety of lengths. Concealed Screw.



1-1/2" White Powder Coat Concealed Screw



1-1/4" Polished Brass Concealed Screw



1-1/4" Polished Stainless Steel Concealed Screw



1-1/4" Stainless Steel Concealed Screw

Peened Grab Bars with SecureMount™

1-1/4" & 1-1/2" diameter in a variety of lengths.



Complies with Americans with Disabilities Act (ADA) specifications.

SecureMount™ Grab Bars tested to withstand 500 lbs. pull when installed per instructions.

SecureMount™ Anchors sold separately

Grab Bars

L-Shaped Peened Grab Bars with SecureMount™

1-1/2" Bar



L-Shaped 1 1/2" Diameter Concealed Grab Bars

- 500 lb. weight capacity when installed per instructions
- 1-1/2" diameter in a variety of lengths
- Concealed screw design
- Peened finish



Complies with Americans with Disabilities Act (ADA) specifications.

SecureMount™ Grab Bars tested to withstand 500 lbs. pull when installed per instructions.

SecureMount™ Anchors sold separately

Exposed Screw Grab Bars

1-1/4" - Stainless Steel
1-1/2" - Stainless Steel



1-1/4" Stainless Steel Exposed Screw



Complies with Americans with Disabilities Act (ADA) specifications.

Tested to withstand 300 lbs. pull when securely installed per instructions.

Flip-Up Grab Bars

New Flip-Up Grab Bars from Moen® provide a new option for commercial restrooms. The unique design easily flips down when a grab bar is necessary—or flips up and out of the way when assistance is not needed.




R8962FD
Flip-Up Grab Bar with Paper Holder

- Peened stainless steel and white finishes
- The 30-inch long bar features a sturdy stainless steel construction
- Models available with and without a paper holder
- Stainless steel construction



Complies with Americans with Disabilities Act (ADA) specifications.

Integrated Designer Grab Bars



Moen® Integrated Grab Bars combine security and convenience with style and sophistication. The multi-function design allows you to increase safety while reducing clutter in the bathroom. And the sleek look of the grab bars will enhance any décor.



NEW!

Designer Grab Bar with Integrated Paper Holder

Available in beautiful Brushed Nickel finish, this SecureMount™ grab bar provides extra stability and security while reducing clutter in your bath.

LR2352DBN
Grab Bar with Paper Holder
- Brushed Nickel



NEW!

LR2350DBN
Grab Bar with Towel Bar -
Brushed Nickel

Designer Grab Bar with Integrated Towel Bar

With its dual function design, this SecureMount™ grab bar reduces the need for multiple fixtures and can also be used as a transition grab bar outside the shower or bath.

Designer Grab Bar with Integrated Shelf

This attractive SecureMount™ grab bar supports up to 250 lbs. and enhances safety by keeping bath necessities close by.



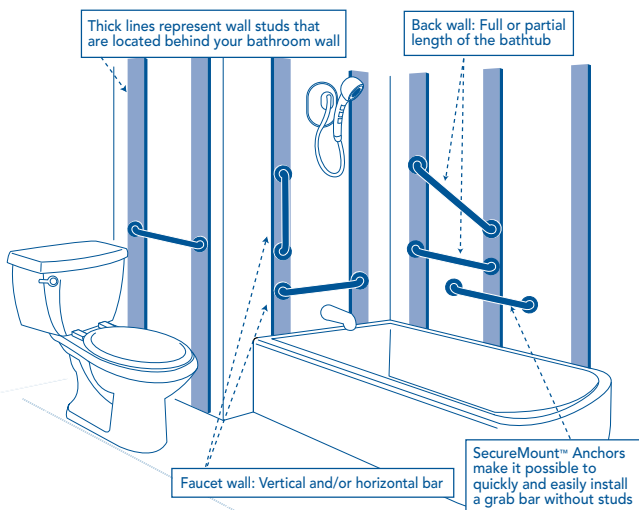
NEW!

LR2356DBN
Grab Bar with Shelf -
Brushed Nickel

How to Buy Grab Bars

Triple your safety.

It is recommended that bathrooms be equipped with grab bars in the tub, by the toilet and in transition. Get the complete set from Moen®.



Note: Wall stud spacing may vary



Who Should Use Grab Bars?

Everyone! People of all ages and abilities can benefit from using grab bars.

What Can A Grab Bar Do For You?

- Reduce your risk of falling in the tub or shower.
- Help you steady yourself while getting into and out of the bathtub or shower.
- Assist in safely lowering and raising yourself from a seated position.

How Many Grab Bars Do I Need And Where Should They Be Installed?

Health professionals typically recommend three grab bars in a bathroom:

- At least one along the back wall in the bathtub or shower.
- At least one along the showerhead wall.
- At least one near the toilet.

Things To Consider When Selecting Your Grab Bar(s):

- **Length:** Select a grab bar that is the suitable length for your bath or shower area.
- **Finish:** Consider a grab bar that matches your faucet and other fixtures.
- **Weight Capacity:** Choose a grab bar that at least meets ADA requirements (250 lbs.); SecureMount™ grab bars have a 500 lb. weight-pull capacity that exceeds ADA requirements.
- **Installation:** Grab bars that feature the SecureMount™ icon have a design that allows for secure installation into a stud or wood backing when installed at any angle. When using SecureMount™ Anchors, there is no need for installation into a stud or wood backing.
- **Grip Surface:** Consider a grab bar with a textured surface or grip feature that provides a better hold in a wet bathroom environment.

Suction Balance Assist Bar



Add peace of mind—without adding a permanent fixture—with the new Suction Balance Assist Bar from Moen®.

LR2308W

NEW!

- Easy installation – attaches directly to tub/shower surface
- Grip feature provides added comfort
- A unique suction design easily attaches directly to smooth, flat surfaces for a firm, secure grip
- The suction balance assist bar detaches with no damage to the wall surface
- Twelve-inch bar is ideal in bathroom danger zones on tub surrounds, large tile and other solid surfaces
- Neutral design and cool, white finish coordinate with any décor
- Non-slip grip feature provides added comfort
- Allows for easy transport when traveling



LR2308W
Suction Balance Assist Bar - White

Note: The suction balance assist bar is for balance assist only and not for body weight leverage. The suction balance assist bar should be checked before each use to make sure it is securely attached. If necessary, it should be reattached.

Hand Grips

Designer Hand Grips

Designer hand grips provide safety with added style. White hand grip features a rubber pad for enhanced grip functionality.

Each hand grip is tested to a 300 lb. weight capacity and are easy to install.

Styles coordinate with home and bathroom décor and feature a lifetime rustproof guarantee.



LR2250DBN
9" Designer Hand Grip
Brushed Nickel



LR2250DCH
9" Designer Hand Grip
Chrome

NEW!



LR2250DWB
9" Designer Hand Grip
Old World Bronze



LR2250DW
9" Designer Hand Grip
White



7/8" Bar



Complies with Americans with Disabilities Act (ADA) specifications.

Bath Grips

- 7/8" - Exposed Screw - White
- 7/8" - Exposed Screw - Chrome
- 7/8" - Exposed Screw - Satin Nickel



7/8" Bar



Complies with Americans with Disabilities Act (ADA) specifications.

Mesh Shower Chair



Moen®'s Shower Chair features an innovative leg design for superior stability and support handles with rubber grips for easy standing and sitting. The reinforced mesh material is comfortable and easy to clean.

DN7100

- Innovative leg design for superior stability
- Easy Grip support handles
- 400 lbs. weight capacity
- Reinforced mesh seat is comfortable and easy to clean
- Ergonomic back design for optimal comfort
- Anti-slip rubber feet
- Accessories included (shower holder and basket organizer)
- Seat size 19" w x 17.7" d
- Adjustable height (floor to seat level) 15" to 21"
- Fits most tubs and showers – 18" leg width



The mesh shower chair offers enhanced stability, comfort and style.



Complies with Americans with Disabilities Act (ADA) specifications.

Tool-Free Shower Chair



DN7060

- Easy tool-free assembly
- Collapse-resistant leg design
- Sleek style and large comfortable seat size of 22" w x 19-1/4" d
- Seat designed to accept add-on accessories
- Non-slip seat surface with built-in drainage system
- Adjustable height (15" to 21")
- Tested to withstand up to 300 lbs.
- Fits most tubs and showers – 18" leg width



Complies with Americans with Disabilities Act (ADA) specifications.

Accessories sold separately. See page 25 for complete collection of accessories available.

Tub and Shower Seat

New Tub and Shower Seat from Moen® provides an extra level of safety and comfort in the shower. The innovative, wide-leg design provides superior stability for users up to 300 pounds.

DN7038

- No assembly required
- Large seat (20" w x 18" d) for added comfort
- Supports up to 300 lbs.
- Built-in handles provide extra support
- Fits most tubs and showers – 17" leg width
- Non-slip surface with built-in drainage
- Built-in handheld shower holder



 Complies with Americans with Disabilities Act (ADA) specifications.

Tool-Free Shower Chair - with snap-in assembly

New Tool-Free Shower Chair from Moen® offers safety in the shower with easy, no-hassle assembly. To assemble, simply snap the shower chair back and legs in place; it's that easy.

Fits most tubs and showers with 17-inch leg width and also is height adjustable (ranging between 15 to 21 inches).

DN7064

- Easy tool-free assembly – Snap-in legs
- Large seat size for added comfort – 20" w x 18" d
- Built-in handles add an extra level of safety in the shower and built-in handheld shower holders helps keep shower head within reach
- Supports up to 300 lbs.
- Fits most tubs and showers – 17" leg width
- Height adjustable (15" – 21")
- An ergonomic back design offers optimal support and comfort
- Non-slip surface with built-in drainage



 Complies with Americans with Disabilities Act (ADA) specifications.

Shower Seat, Chairs, Accessories

DN8060 Adjustable Tub and Shower Chair

- Collapse-resistant leg design
- Sleek style and large comfortable seat size of 22" w x 19-1/4" d
- Seat designed to accept add-on accessories
- Non-slip seat surface with built-in drainage system
- Adjustable height from 15" to 21"
- Fits most tubs and showers – 18" leg width
- Tested to withstand up to 300 lbs.



DN7080 Handheld Shower Attachment

- Fits most handheld showers
- Keeps handheld shower within reach to avoid standing or bending

Fits Moen® Home Care® seat models: DN7060, DN7065, DN8060, and DN8065



DN8005 Grab Bar Shower Holder

- Easy to install, no tools required

For use with Moen® Home Care® Handheld Showers: DN8001, DN8001CH, DN8010



DN7030 Adjustable Shower Chair

- Non-slip seat surface
- Heavy-duty anodized legs
- Adjustable seat height from 14" to 21"
- Tested to withstand up to 250 lbs.

DN7085 Large Basket Organizer

- Ideal for shampoo, lotion or liquid soap
- Designed for superior water drainage



Fits Moen® Home Care® seat models: DN7060, DN7065, DN7070, DN8060, and DN8065

DN7025 Tub and Shower Seat

- Non-slip seat surface
- Adjustable seat height from 14" to 21"
- Heavy-duty anodized legs
- Tested to withstand up to 250 lbs.
- Fits most tubs and showers – 19-1/4" leg width



DN7095 Add-On Handles

- Secure with bolts
- Added texture for improved gripping



Fits Moen® Home Care® seat models: DN7060, DN7065, DN7070, DN8060, and DN8065



Complies with Americans with Disabilities Act (ADA) specifications.

Folding Mesh Shower Seat

DN7026

- Fully assembled, exclusive tool-free design
- ADA-compliant
- 250 lbs. weight capacity
- Lightweight for easy handling
- Ideal for travel and weighs just 4 lbs.
- Fits most tubs and showers – 15-3/4" leg width
- Rust-free metal frame and integrated handles ensure support
- Quick-dry mesh fabric provides soft surface for sitting
- Handheld Shower Holder included (Handheld Shower not included)



Handheld Shower Holder fits most handheld showers



Folds to 2" in width for easy storage



Specially designed joint holds up to 250 lbs. weight capacity



Non-slip rubber feet provide added stability and protect the tub or shower surface

Transfer Bench

DN7105

With wide post leg and curved end, the Transfer Bench provides a safe and easy transfer in and out of the tub.

- Innovative leg design for superior stability
- Easy Grip support handle
- 400 lbs. weight capacity
- Spacious seat with rounded end for easy transfer
- Ergonomic back design
- Anti-slip rubber feet
- Seat size 33" w x 18" d
- Adjustable height (16.5" to 21")
- Accessories included (shower holder and basket organizer)



Complies with Americans with Disabilities Act (ADA) specifications.



Complies with Americans with Disabilities Act (ADA) specifications.

Transfer Benches

Tool-Free Transfer Bench

Accessories sold separately. See page 25 for complete collection of accessories available.



DN7065

- Easy tool-free assembly
- Collapse-resistant leg design
- Sleek style and large comfortable seat size of 33-1/4" w x 19-1/4" d
- Seat designed to accept add-on accessories
- Adjustable height (17" - 21")
- Tested to withstand up to 300 lbs.

Transfer Bench

Accessories sold separately. See page 25 for complete collection of accessories available.



DN8065

- Collapse-resistant leg design
- Sleek style and large comfortable seat size of 33-1/4" w x 19-1/4" d
- Split seat design allows shower curtain to tuck in and avoid water leaking to floor
- Seat designed to accept add-on accessories
- Adjustable height (17" - 21")
- Tested to withstand up to 300 lbs.



 Complies with Americans with Disabilities Act (ADA) specifications.



 Complies with Americans with Disabilities Act (ADA) specifications.

Toilet Safety

Locking Elevated Toilet Seat with Support Handles

Innovative bracket design for maximum stability and support handles for easy standing and sitting.



DN8070

- Unique locking bracket for maximum stability
- Seat attaches securely to most round and elongated bowls
- Raises seat level by 5"
- Supports up to 300 lbs.
- Spacious seat for added comfort
- Support handles for getting on and off the toilet



Elevated Toilet Seat DN7020

- Simple to install
- Raises seat level by 5"

Toilet Safety Rails DN7015

Two 8" high armrests for maximum stability

- Attractive rust-proof finish
- Designed for easy cleaning



 Complies with Americans with Disabilities Act (ADA) specifications.



 Complies with Americans with Disabilities Act (ADA) specifications.

Bedside Commode

The Bedside Commode has a spacious seat base for added support and a wide platform for optimal comfort. Support handles feature a rubber grip for easy standing and sitting. Anti-slip rubber feet keep the seat secure and innovative legs have been designed for superior stability. Includes splash-free container with handle and lid.

DN7016

- Innovative leg design for superior stability
- Easy Grip support handles
- 400 lbs. weight capacity
- Spacious seat base provides added comfort
- Unrestricted sides for easy access
- Elongated opening provides more room
- Adjustable height (16" - 22")
- Leg width 21.625", leg depth 25"
- Seat size—21" w x 18.5" d
- Removable waste container with handle



 Complies with Americans with Disabilities Act (ADA) specifications.

Tub and Shower Safety




Tub grips. Bath mats. Tread strips. Moen® offers a full range of products to make your bathing experience the safest it can be.

Your security is our priority.

And you can be sure that every product we offer will give you added peace of mind every time you step into the shower or bath.

SecureLock™ Tub Grip



The SecureLock™ Tub Grip features an exclusive locking mechanism that provides superior stability for a safe transfer.

The ergonomic handle provides optimal support and comfort while the tool-free design allows for easy attachment and removal.

SecureLock™ Tub Grip locks easily and securely for safe transfer into the tub.

DN7175

- Locking feature provides superior stability
- 350 lbs. weight capacity
- Ergonomic handle with anti-slip grip
- Large rubber pads clamp tightly and eliminate movement
- Attaches and removes easily
- Fits most tubs and won't harm tub surface
- Adjustable width (2.75" to 5.5")
- Stable, comfortable grip at two heights - 12.5" at top of grip and 7.87" at inside bottom of grip



 Complies with Americans with Disabilities Act (ADA) specifications.

Locking Dual Tub Grip

DN7075

- The Dual Tub Grip has an integrated adjustable locking mechanism that attaches easily to most bathtub walls from 3" to 5-1/4" thick
- Simple clamp means no difficult twisting motion during installation
- Two textured grab areas at different heights for maximum security and flexibility when entering or exiting the tub
- No tools required
- Tested to withstand up to 350 lbs.



Easy-To-Attach Dual Tub Grip

Quickly and securely clamps into position. No twisting or turning motion necessary.



Slide into position



Clamp securely



Ready to use with two handles for added security

 Complies with Americans with Disabilities Act (ADA) specifications.

Tub Safety Bars



Multi-Grip Tub Safety Bar DN7005

- Attractive rust-proof finish
- Clamp pads protect tub from scratching
- Offers grips at 2 heights, 15" and 7"
- Fits tub walls 3-1/2" to 5-1/4" in width



Complies with Americans with Disabilities Act (ADA) specifications.



Low-Profile Tub Safety Bar DN7010

- Attractive rust-proof finish
- Clamp pads protect tub from scratching
- 7" high grip
- Fits tub walls 3-1/2" to 5-1/4" width



Complies with Americans with Disabilities Act (ADA) specifications.

Tub and Shower Safety



DN7045

Tread Strips DN7045

- Adhesive backing
- Fits most tubs and showers



DN7046

Decorative Treads - Stars DN7046

- Adhesive backing
- Ideal for any area where additional traction is needed



DN7050

Bath Mat DN7050

- Adhesive backing
- Fits most tubs and showers
- Trims to desired size

Four-Wheel Rolling Walker



Go where you want with confidence. Let Moen® help. Our four-wheel walker not only helps increase your mobility, it helps improve your lifestyle, with numerous features that allow you to go further, do more, and enjoy every day to the fullest.

Whether out and about—or doing household activities—the Four-Wheel Rolling Walker from Moen® provides added stability and safety.



DN6002

- Durable design provides added stability and safety
- Easy-lock brakes provide added safety for stationary applications
- Features seat with curved backrest for added comfort when resting
- Curved backrest provides comfort
- Arms are easily adjustable to support users of all heights
- Durable design supports up to 250 lbs.
- Removable storage basket keeps hands free when walking (included)
- Folds for easy storage and transport



Complies with Americans with Disabilities Act (ADA) specifications.

Visit our website at moen.com/homecare

CUSTOMER SERVICE
USA : 1.800.882.0116 / FAX: 1.888.379.2720

INTERNATIONAL : 1.440.962.2263
INTERNATIONAL FAX: 1.440.962.2726

CANADA: 1.800.465.6130

MEXICO: 1.800.718.4345
Moen De Mexico
SA de C.V.
Ramos Arizpe, Coahuila, Mexico



CORPORATE HEADQUARTERS
25300 Al Moen Dr.
North Olmsted, OH 44070
1.800.321.8809
Fax: 1.800.848.6636
International: 1.440.962.2000
International Fax: 1.440.962.2726

"Innovative designs for independent living™" and "Make Every Bath a Safe Bath™" are trademarks of Creative Specialties® International. Kingsley™, SecureLock™ and SecureMount™ are trademarks and Creative Specialties® International, Home Care®, Moen® and Monticello® are registered trademarks of Moen Incorporated.

©2010

Printed in USA

