

CANAIR®

Low Air Loss & Pressure Reduction Mattresses



PRODUCT CATALOG



Sunrise Medical Canada Inc. Customer Service
905.660.2459 OR +1.800.263.3390 (Toll Free)

www.SunriseMedical.ca

CANAIR | 475

4" Overlay Surface

Alternating Pressure Mattress

Medicare Reimbursable: E0372



CANAIR

FEATURES

475

- Low pressure/normal pressure indicator lights
- Adjustable Pressure Settings
- UL Listed
- Alternating pressure
- 22 4"- high strength air cushions
- Waterproof and vapor permeable top cover provides low friction/shear

PRESSURE STUDY

ABCDEFGHIJKLMN OPQRST UVWXY



Sensors included 422
Average pressure 8.76
Maximum pressure 32
Center of pressure 16.5, 13.9
Patient info.
Sex: female Height: 5'6" Weight: 150 lbs.

SPECS



Control Unit

Dimensions: 10"L x 4.5"W x 9"H
Weight: 4.5 lbs.
Cycle Time: 10 minutes
Electrical Rating: 120V/60Hz
Power Cord: Harmonized Hospital Grade Plug
Warranty: 1Year UL Listed

Support Surface

Weight Capacity: 300 lbs.
Inflated Dimensions: 35"W x 80"L x 4" H
Inflated Mattress Height: 4"
Warranty: 2 Year Limited
Top Cover Warranty: 90 Days

475 - FEATURES

The CANAIR 475 sets a new standard for cost effective treatment and prevention of pressure sores. Provides a gentle 2 to 1 alternating action to maximize patient rehabilitation, comfort and tranquility.

An exceptionally quiet control unit is user friendly and attaches to the footboard of most hospital beds. It distributes 8 liters of air per minute and the alternating cycle time is 10 minutes.

A durable mattress containment system holds 22 individual air cells. The mattress is covered with a quilted nylon comforter specifically designed to prevent friction and shear.

Rapid inflate/deflate is available with the optional Quick Inflator at the touch of a button.



Cells snap in or out



Fits on existing mattress



CPR release

CANAIR

STATIC LOW-AIR-LOSS

8" Static Low-Air-Loss Mattress System

True Low-Air-Loss Mattress Replacement System

Medicare Reimbursable: E0277



CANAIR

FEATURES

SLAL

- Three zoned Low-Air-Loss mattress system
- Auto Firm feature for patient transfer and repositioning
- Lockout to eliminate unintentional setting change
- Domestic high strength mattress construction for longevity
- Fowler feature for seat inflation when head is elevated
- Low Pressure / Power Failure audible and visual alarms

PRESSURE STUDY

ABCDEFGHIJKLMN OPQRST UVWXY



Sensors included 1088
Average pressure 4.0
Maximum pressure 28.13
Center of pressure 12.5, 45.25

Patient info.
Sex: female Height: 5'6" Weight: 160 lbs.

SPECS



Control Unit

Dimensions: 16"L x 6"W x 10.5"H
Weight: 11 lbs.
Electrical Rating: 120V/60Hz
Power Cord: Harmonized Hospital Grade Plug
Warranty: 1 Year

Support Surface

Weight Capacity: 600 lbs.
Inflated Dimensions: 35"W x 80"L x 8" H
Inflated Mattress Height: 8"
Warranty: 2 Year Limited
Top Cover Warranty: 90 Days

STATIC LAL

STATIC LOW-AIR-LOSS - FEATURES

The CANAIR Static LAL is a complete mattress replacement system. The domestic mattress is a 3-zoned support surface with vented air cells to provide True Low-Air-Loss Therapy. For added patient protection these air cells rest on a 2" covered foam safety pad. The quilted top cover is waterproof, highly vapor permeable and completely machine washable. The unique CPR release makes deflation quick and easy for correct patient positioning.

The user-friendly control unit is simple to operate with cost effective therapeutic outcomes. The True-Low-Air Loss therapy diffuses under the patient over 100 liters of air per minute. This therapy helps keep the patient dry and comfortable. The adjustable pressure settings are instantaneous for accurate patient placement. The unique filter placement makes hassle free changing or cleaning without using tools or removing filter covers.

Additional features include: "Fowler" to boost seat inflation when the head is elevated, "Auto Firm" for rapid inflation and easy patient transfer, "Lockout" to maintain caregiver settings without accidental interruptions, "Low Pressure" and "Power Failure" audible / visual alarms, and "Self Diagnostic Check" to quickly assess all switches and sensors for proper calibration and operation.



snap over side wall



control unit detail



transport cap & connector

CANAIR | PULSE

Active support surface with Pulsation therapy
to aid in the increase of capillary blood flow

3 zoned Low-Air-Loss therapy mattress w/ optimal pressure redistribution

Medicare Reimbursable: E0277



CANAIR®

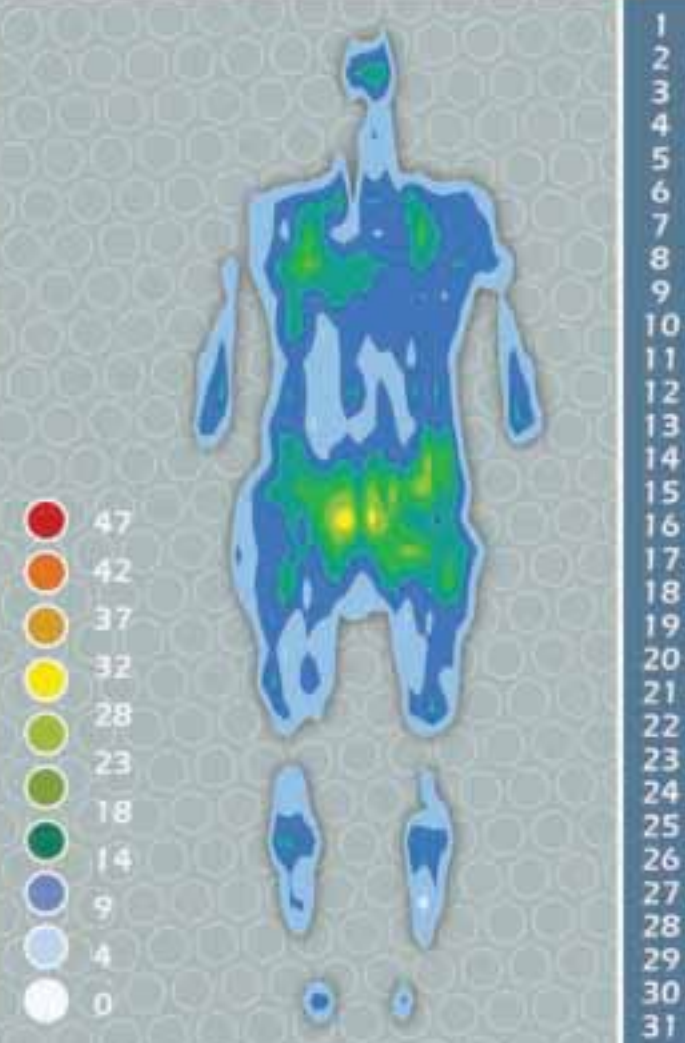
FEATURES

PULSE

- Pulsation cycle time is adjustable from 3 to 20 minutes
- Dual modes of therapy
 - Static Low-Air-Loss
 - Pulsating Low-Air-Loss
- Lockout to eliminate unintentional setting change
- Fowler feature for seat inflation when head is elevated
- Auto Firm feature for patient transfer and repositioning
- Low Pressure / Power Failure audible and visual alarms

PRESSURE STUDY

ABCDEFGHIJKLMN OPQRST UVWXY



Sensors included 1088
Average pressure 4.85
Maximum pressure 32
Center of pressure 13.25, 42.5

Patient info.
Sex: male Height: 6'1" Weight: 185 lbs.

SPECS



Control Unit

Dimensions: 16"L x 6"W x 10.5"H
Weight: 11 lbs.
Electrical Rating: 120V/60Hz
Power Cord: Harmonized Hospital Grade Plug
Warranty: 1 Year

Support Surface

Weight Capacity: 600 lbs.
Inflated Dimensions: 35"W x 80"L x 8" H
Inflated Mattress Height: 8"
Warranty: 2 Year Limited
Top Cover Warranty: 90 Days

○ ○ ○ ○ PULSE

PULSE - FEATURES

The CANAIR Pulse is a complete mattress replacement system. The domestic mattress is a 3-zoned support surface with vented air cells to provide True Low-Air-Loss Therapy. For added patient protection these air cells rest on a 2" covered foam safety pad. The quilted top cover is waterproof, highly vapor permeable and completely machine washable. The unique CPR release makes deflation quick and easy for correct patient positioning.

The user-friendly control unit is simple to operate with cost effective therapeutic outcomes. The Pulsation cycle time is adjustable from 3 to 20 min. "Static" mode can be set with the push of a button and will diffuse 100 liters of air per minute under the patient to keep them dry and comfortable. Additional features include: "Static" for stationary low-air-loss therapy, "Fowler" to boost seat inflation when the head is elevated, "Auto Firm" for rapid inflation and easy patient transfer, "Lockout" to maintain caregiver settings without accidental interruptions, "Low Pressure" and "Power Failure" audible / visual alarms, and "Self Diagnostic Check" to quickly assess all switches and sensors for proper calibration and operation.



CPR release valve



control unit detail

CANAIR | 1100

8" Alternating Low-Air-Loss Mattress System

True Low-Air-Loss Alternating Mattress Replacement System

Medicare Reimbursable: E0277



CANAIR®

FEATURES

1100

- Fowler feature for seat inflation when head is elevated
- Domestic high strength mattress construction for longevity
- Lockout to eliminate unintentional settings change
- Alternating cycle time adjusts from 3 to 20 minutes
- Dual modes of therapy
 - Static Low-Air-Loss
 - Alternating Low-Air-Loss
- Low Pressure / Power Failure audible and visual alarms



Customer Service: 905.660.2459 OR +1.800.263.3390 (Toll Free)

www.SunriseMedical.ca

PRESSURE STUDY

ABCDEFGHIJKLMN OPQRST UVWXY



Sensors included 1088
 Average pressure 5.95
 Maximum pressure 30.75
 Center of pressure 12.22, 43
 Patient info.
 Sex: male Height: 6'8" Weight: 250 lbs.

SPECS



Control Unit

Dimensions: 16"L x 6"W x 10.5"H
 Weight: 11 lbs.
 Cycle Time: Variable (3-20 minutes)
 Electrical Rating: 120V/60Hz
 Power Cord: Harmonized Hospital Grade Plug
 Warranty: 1 Year

Support Surface

Weight Capacity: 600 lbs.
 Inflated Dimensions: 35"W x 80"L
 Inflated Mattress Height: 8"
 Warranty: 2 Year Limited
 Top Cover Warranty: 90 Days

○ ○ ○ ○ ○ 1100

1100 - FEATURES

The CANAIR 1100 combines True-Low-Air-Loss with a unique 1 in 3 Alternation in a complete mattress replacement system.

The CANAIR 1100 is a domestic mattress that features high strength air cells, which are vented to provide True-Low-Air Loss therapy. This therapy helps keep the patient dry and comfortable whether in alternation or static modes of operation. The air cells rest on a 2" covered foam safety pad for added patient protection during power outages or patient transfer. This foam safety pad is covered with a waterproof material to eliminate cross contamination of bodily fluids. The quilted top cover is waterproof, highly vapor permeable and completely machine washable. The entire system is portable and fits on most standard medical bed frames.

The microprocessor controlled blower unit features a unique 1 in 3 True Alternating Low-Air-Loss therapy. The alternating cycle time can be adjusted from 3 to 20 minutes in increments of one minute. Additional features include: "Static" for stationary low-air-loss therapy, "Fowler" to boost seat inflation when the head is elevated, "Auto Firm" for rapid inflation and easy patient transfer, "Lockout" to maintain caregiver settings without accidental interruptions, "Low Pressure" and "Power Failure" audible / visual alarms, and "Self Diagnostic Check" to quickly assess all switches and sensors for proper calibration and operation.



1-3 alternation



side panel connections



control unit detail

CANAIR

| 1100 EC (Enhanced Capacity)

Bariatric Low-Air-Loss Mattress System

True Low-Air-Loss Alternating Mattress Replacement System

Medicare Reimbursable: E0277



CANAIR®

FEATURES

1100 EC

- Fowler feature for seat inflation when head is elevated
- 39", 42", 48", 54" & 60" widths available for quick ship
- Lockout to eliminate unintentional setting change
- Alternating cycle time adjusts from 3 to 20 minutes
- Dual modes of therapy
 - Static Low-Air-Loss
 - Alternating Low-Air-Loss
- Weight capacity of 1000 lbs.
- Custom sizes available

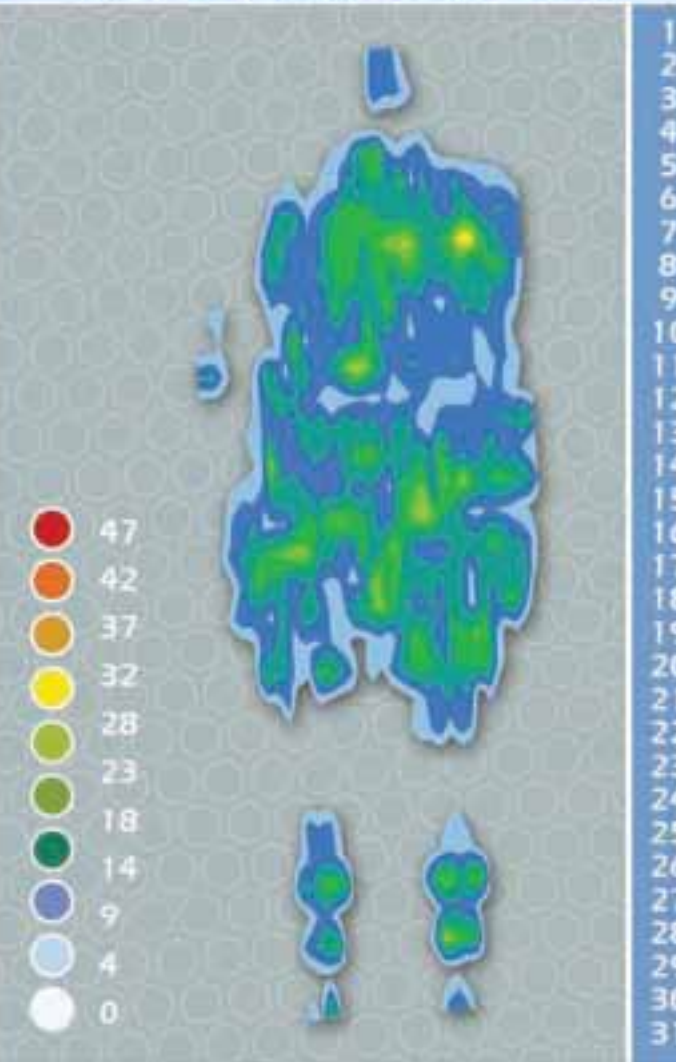


Customer Service: 905.660.2459 OR +1.800.263.3390 (Toll Free)

www.SunriseMedical.ca

PRESSURE STUDY

ABCDEFGHIJKLMN OPQRSTU VWXY



Sensors included 1088
 Average pressure 6.57
 Maximum pressure 31.5
 Center of pressure 13.6, 44.2
 Patient Info.
 Sex: male Height: 6'5" Weight: 360 lbs.

SPECS



Control Unit

Dimensions: 13.5"L x 5"W x 9"H
 Weight: 11 lbs.
 Cycle Time: Variable (3-20 minutes)
 Electrical Rating: 120V/60Hz
 Power Cord: Harmonized Hospital Grade Plug
 Warranty: 1 Year

Support Surface

Weight Capacity: 1000 lbs.
 Inflated Dimensions: 39", 42", 48", 54", or 60"W x 80"L
 Inflated Mattress Height: 8"
 Warranty: 2 Year Limited
 Top Cover Warranty: 90 Days

○ ○ ○ ○ ○ 1100 EC

1100 EC - FEATURES

The CANAIR 1100EC is a complete mattress replacement system that sets a new standard for pressure redistribution surfaces in bariatric rehabilitation.

The 1100EC features high strength air cushions, which are vented to provide True Low-Air-Loss therapy. This therapy helps keep the patient dry and comfortable whether in alternation or static modes of operation. The air cells rest on a 2" covered foam safety pad for added patient protection during power outage or patient transfer. The foam base is covered with a waterproof material to eliminate cross contamination of bodily fluids.

The 1100EC comes with a quilted top cover, which is waterproof, vapor permeable and completely machine washable. The system includes an exceptionally quiet control unit. The unit is user friendly and attaches easily to the footboard of most standard medical bed frames.

Digital technology allows the alternation cycle time, the pressure settings and the mode of operation to be changed with the touch of a button. Additional features include: "Static" for stationary low-air-loss therapy, "Fowler" to boost seat inflation when the head is elevated, "Auto Firm" for rapid inflation and easy patient transfer, "Lockout" to maintain caregiver settings without accidental interruptions, "Low Pressure" and "Power Failure" audible / visual alarms, and "Self Diagnostic Check" to quickly assess all switches and sensors for proper calibration and operation.



air cells snap through side wall



control unit detail

CANAIR | PULS-A-NATE™

Simultaneous Pulsating & Alternating therapy
mode for dynamic pressure redistribution

All in one control unit for ultimate wound care management

Medicare Reimbursable: E0277



CANAIR®

FEATURES

PULS-A-NATE

- Multi modes of therapy
 - Static Low-Air-Loss
 - Pulsating Low-Air-Loss
 - Alternating Low-Air-Loss
 - Simultaneous Pulsating & Alternating w/ Low-Air-Loss
- Fowler feature for seat inflation when head is elevated
- Lockout to eliminate unintentional setting change
- Low Pressure / Power Failure audible and visual alarms
- Domestic mattress featuring high strength air cells

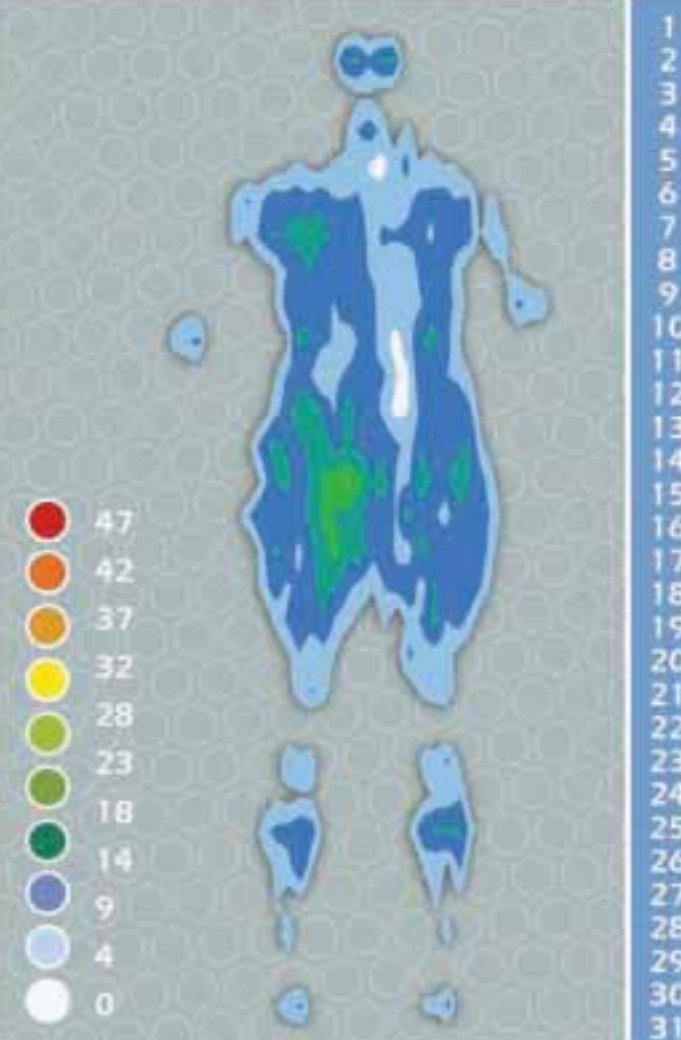


Customer Service: 905.660.2459 OR +1.800.263.3390 (Toll Free)

www.SunriseMedical.ca

PRESSURE STUDY

ABCDEFGHIJKLMN OPQRSTU VWXY



Sensors included 1088
Average pressure 3.49
Maximum pressure 24.45
Center of pressure 13, 32.20
Patient info.
Sex: female Height: 5'6" Weight: 150 lbs.

SPECS



Control Unit

Dimensions: 16"L x 6"W x 10.5"H
Weight: 11 lbs.
Cycle Time: Adjustable from 3 to 20 minutes
Electrical Rating: 120V/60Hz
Power Cord: Harmonized Hospital Grade Plug
Warranty: 1 Year

○ ○ ○ ○ ○ PULS-A-NATE™

PULS-A-NATE™ - FEATURES

The CANAIR Puls-a-nate™ combines True Low-Air-Loss with a unique 1 in 3 Alternation and simultaneous pulsating therapy for dynamic pressure redistribution.

The CANAIR Puls-a-nate™ is a domestic mattress that features high strength air cells, which are vented to provide True Low-Air-Loss therapy. This therapy helps keep the patient dry and comfortable in any mode of operation. The air cells rest on a 2" covered foam safety pad for added patient protection during power outages or patient transfer. This foam safety pad is covered with a waterproof material to eliminate cross contamination of bodily fluids. The quilted top cover is waterproof, highly vapor permeable and completely machine washable. The entire system is portable and fits on most standard medical bed frames.

The microprocessor controlled blower unit features a unique four modes of therapy: 1 in 3 True Alternating Low-Air-Loss therapy, Pulsating Low-Air-Loss therapy, Static Low-Air-Loss therapy, Puls-A-Nate™ Low-Air-Loss therapy (simultaneous Pulsating and Alternating). The cycle time can be adjusted from 3 to 20 min. in one min. increments. The pressure redistribution is automatically maintained to the settings selected by sensors continuously communicating with the mattress. This insures the patient will receive the same level of comfort throughout their duration of care. Additional features include: "Static" for stationary low-air-loss therapy, "Fowler" to boost seat inflation when the head is elevated, "Auto Firm" for rapid inflation and easy patient transfer, "Lockout" to maintain caregiver settings without accidental interruptions, "Low Pressure" and "Power Failure" audible / visual alarms, and "Self Diagnostic Check" to quickly assess all switches and sensors for proper calibration and operation.

Support Surface

Weight Capacity: 600 lbs.
Inflated Dimensions: 35"W x 80"L x 8"H
Warranty: 2 Year Limited
Top Cover Warranty: 90 Days

CANAIR COMFORT TURN®

CLRT – Continuous Lateral Rotation Therapy

Rotational Low-Air-Loss Mattress Replacement System

Medicare Reimbursable: E0277



CANAIR®

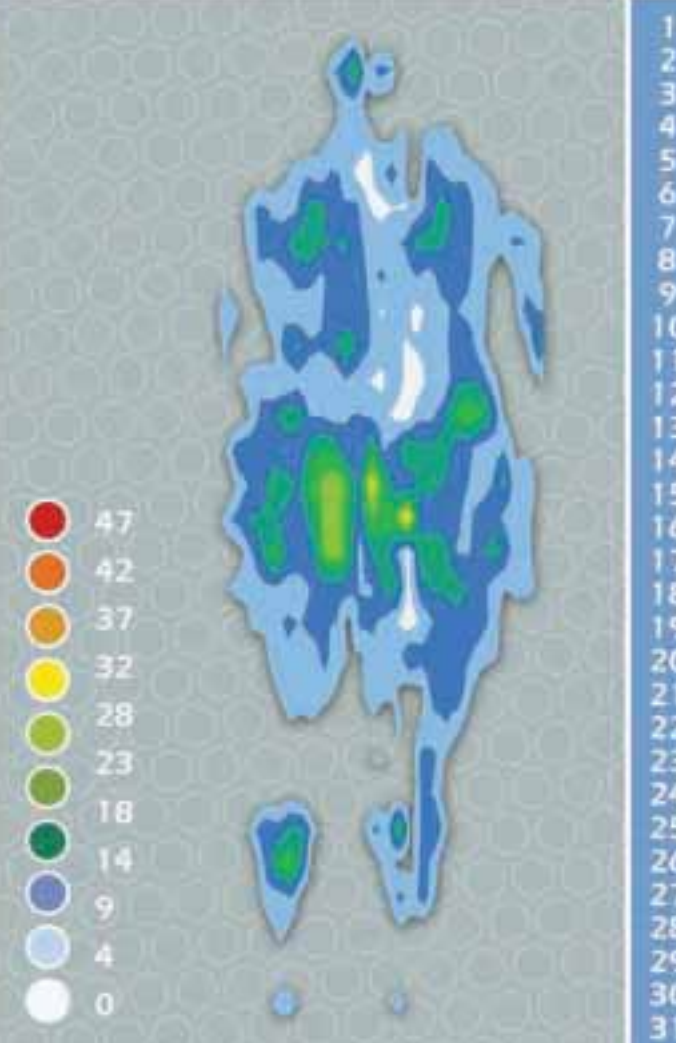
FEATURES

CT

- Full body lateral rotation
- Variable rotation cycle times from 3 to 90 minutes
- Low Pressure / Power Failure audible and visual alarms
- 3 modes of therapy
 - Static Low-Air-Loss
 - Pulsating Low-Air-Loss
 - Continuous Lateral Rotation (with Low-Air-Loss)
- Fowler feature for seat inflation when head is elevated
- Lockout to eliminate unintentional setting change
- Turn & Hold Feature

PRESSURE STUDY

ABCDEFGHIJKLMN OPQRST UVWXY



Sensors included 1088
Average pressure 4.50
Maximum pressure 33.52
Center of pressure 12.8, 33.20
Patient info.
Sex: female Height: 5'4" Weight: 215 lbs.

SPECS



Control Unit

Dimensions: 16"L x 6"W x 10.5"H
Weight: 11 lbs.
Cycle Time: Variable (3-20, 30, 45, 60, 75, 90 minutes)
Electrical Rating: 120V/60Hz
Power Cord: Harmonized Hospital Grade Plug
Warranty: 1 Year

Support Surface

Weight Capacity: 350 lbs.
Inflated Dimensions: 35"W x 80"L x 8"H
Warranty: 2 Year Limited
Top Cover Warranty: 90 Days

COMFORT TURN®

COMFORT TURN - FEATURES

The CANAIR Comfort Turn® combines True Low-Air-Loss with Full Body Lateral Rotation capabilities in a complete mattress replacement system.

The microprocessor controlled blower unit features up to a 40° "Full Turn", and "Right Turn" modes of rotation. These rotation modes have a minimum cycle time of 3 minutes and a maximum of 90 minutes. The "Turn & Hold" feature allows the caregiver to rotate the patient to the left or right to help administer the patient. Additional features include: "Static" for stationary low air loss therapy, "Fowler" to boost seat inflation when the head is elevated, "Auto Firm" for rapid inflation and easy patient transfer, "Lockout" to maintain caregiver settings without accidental interruptions, "Low Pressure" and "Power Failure" audible / visual alarms, and "Self Diagnostic Check" to quickly assess all switches and sensors for proper calibration and operation.

The CANAIR Comfort Turn® is a domestic mattress with 20 interchangeable air cells that are incorporated with a side support bolster which cradles the patient when rotating. The entire system is contained in a durable woven base, and the polyurethane coated top cover is waterproof yet highly vapor permeable. The entire system is portable and fits most standard medical bed frames.



control unit detail



side bolster



CANAIR®

Low Air Loss & Pressure Reduction Mattresses



Sunrise Medical Canada Inc. Customer Service
905.660.2459 OR +1.800.263.3390 (Toll Free)

www.SunriseMedical.ca