

# RELAX

# FORM FIT BACK



REMOVABLE  
CUBE FORM

The **Relax Form Fit** by Power Plus Mobility is designed to meet a variety of positioning needs. This is an aluminum light weight formed back with hardware that allows for multiple adjustments. The Relax Form Fit with its wide range of laterals is suited for complex seating and positioning needs. Cubes are removable to custom fit for spinal anomalies.

### Quick reference guide

#### RELAX SERIES - FORM FIT BACK

REGULAR SIZES ADP: **SEBWM0026**

Width = 16-18

Part Number: Refer below

Height = 18

CUSTOM ADP: WIDTH **SEBWM0035**, HEIGHT **SEBWM0040**

Width = 15 or <, 19 or >

Part Number: Refer below

Height = 17 or <, 19 or >

“<” means less and “>” means more

#### PART NUMBERS

SHUF (W X H) **No Laterals**

SHUS (W X H) **Gentle Laterals**

SHUM (W X H) **Snug Laterals**

SHUD (W X H) **Full Laterals**

Fill in width (W) and height (H) to get part number.

E.g. For a W = 15 and H = 17 Back; Part number would be SHU1517

#### Poly foam cubes Part Numbers:

QUB2x2

Poly Foam Cubes 2x2

QUB3x2

Poly Foam Cubes 3x2


BACK PIN POSITIONS  
ADJUSTABLE HOLES



Ability to reposition pin hardware back by 1” on the shell. Optional 1” longer pins to mount a smaller back on a wider chair


## RELAX FORM FIT COMES WITH THE FOLLOWING BACK SHELL OPTIONS

### NO LATERAL DIMENSIONS




X = Standard shell height 18"

### GENTLE LATERAL DIMENSIONS



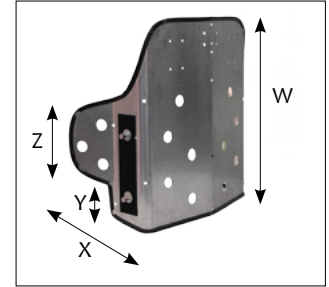
X = Standard shell height 18"  
Y = Lateral depth 3" finished  
Z = Lateral height 10"

### FULL LATERAL DIMENSIONS



X = Standard shell height 18"  
Y = Lateral depth 5" finished  
Z = Lateral height 10"

### SNUG LATERAL DIMENSIONS



W = Standard shell height 18"  
X = Lateral depth 5" finished  
Y = Space below lateral 4" finished  
Z = Lateral height 6"

### \* Up-charge items

#### OVERLAYS

\* Foam Pad

\* Visco

\* Gel



ADP: **SEBND0015**

**SEBND0015**

**SEBND0020**

## KEY FEATURES

- Wide range of laterals with removable cubes for custom fit
- Comfortable High Resilience Foam
- 3lbs Aluminum, Light Weight Shell
- Pre Punched holes to mount headrest and laterals
- Adjustable/Removable Lumbar Support
- Easy to Install and Remove
- Height Adjustable

#### UNIVERSAL HARDWARE



Accommodates Pelvic rotation and will allow for full back support with 25 degrees of posterior and 20 degrees of anterior adjustability.

### SPECIFICATIONS

### RELAX SERIES - FORM FIT BACK

ADP	<b>SEBWM0026</b> , CUSTOM W <b>SEBWM0035</b> , H <b>SEBWM0040</b>
STANDARD WIDTH RANGE	16-18
CUSTOM WIDTH RANGE	15 or less and 19 or more
STANDARD HEIGHT RANGE	18
CUSTOM HEIGHT RANGE	17 or less and 19 or more
AVAILABLE HARDWARE STYLES	One style which is universal to all our backs
ANGLE ADJUSTABLE	25° anterior adjustability, 20° of posterior adjustability
WIDTH ADJUSTABLE	2 inches of adjustability through the pins on the back
FITS TUBING SIZE	7/8 tubing or 1 inch
HEADREST MOUNT	Backs pre-drilled for headrest supports and lateral supports